



NOTTINGHAM CITY COUNCIL

ARBORETUM, DUNKIRK AND LENTON, RADFORD AND PARK AREA COMMITTEE

Date: Wednesday, 23 September 2015

Time: 5.30 pm

Place: Ground Floor Committee Room - Loxley House, Station Street, Nottingham, NG2 3NG

Councillors are requested to attend the above meeting to transact the following business

Acting Corporate Director for Resources

Governance Officer: Phil Wye, Constitutional Services **Direct Dial:** 0115 8764637

AGENDA

Pages

- | | | |
|----------|--|----------------|
| 1 | APOLOGIES FOR ABSENCE | |
| 2 | DECLARATIONS OF INTEREST | |
| 3 | MINUTES OF THE LAST MEETING
For discussion at the full meeting | 3 - 8 |
| 4 | NOTTINGHAM'S CYCLE CITY AMBITION PROGRAMME - WESTERN CYCLE CORRIDOR
Presentation by John Bann, Cycling and Roadspace Transformation Manager, Nottingham City Council | |
| 5 | AREA 4 GRANT UPDATE FROM CASTLE CAVENDISH
Presentation by Dave Brennan, Chief Executive, Castle Cavendish | |
| 6 | NOTTINGHAM CITY HOMES UPDATE REPORT
Report of the Chief Executive of Nottingham City Homes | 9 - 24 |
| 7 | AREA PERFORMANCE REPORT - QUARTER 1
Report of the Strategic Director of Commercial and Neighbourhood Services | 25 - 60 |

8	AREA CAPITAL FUND 2015/16 Report of the Strategic Director of Commercial and Neighbourhood Services	61 - 68
9	AREA COMMUNITY REPRESENTATIVES Report of the Strategic Director of Commercial and Neighbourhood Services	69 - 76
10	APPOINTMENTS TO OUTSIDE BODIES	77 - 80

IF YOU NEED ANY ADVICE ON DECLARING AN INTEREST IN ANY ITEM ON THE AGENDA, PLEASE CONTACT THE GOVERNANCE OFFICER SHOWN ABOVE, IF POSSIBLE BEFORE THE DAY OF THE MEETING

CITIZENS ATTENDING MEETINGS ARE ASKED TO ARRIVE AT LEAST 15 MINUTES BEFORE THE START OF THE MEETING TO BE ISSUED WITH VISITOR BADGES

CITIZENS ARE ADVISED THAT THIS MEETING MAY BE RECORDED BY MEMBERS OF THE PUBLIC. ANY RECORDING OR REPORTING ON THIS MEETING SHOULD TAKE PLACE IN ACCORDANCE WITH THE COUNCIL'S POLICY ON RECORDING AND REPORTING ON PUBLIC MEETINGS, WHICH IS AVAILABLE AT WWW.NOTTINGHAMCITY.GOV.UK. INDIVIDUALS INTENDING TO RECORD THE MEETING ARE ASKED TO NOTIFY THE GOVERNANCE OFFICER SHOWN ABOVE IN ADVANCE.

NOTTINGHAM CITY COUNCIL

**ARBORETUM, DUNKIRK AND LENTON, RADFORD AND PARK AREA
COMMITTEE**

**MINUTES of the meeting held at Loxley House, Station Street, Nottingham on
17 June 2015 from 5.34pm - 6.41pm**

Membership

Present

Absent

Councillor Liaqat Ali
Councillor Ilyas Aziz
Councillor Merlita Bryan (Vice Chair)
Councillor Azad Choudhry
Councillor Anne Peach (Chair)
Councillor Sarah Piper
Councillor Dave Trimble

Colleagues, partners and others in attendance:

Peter Beynon	- Resident
Dave Brennan	- Castle Cavendish
Maxine Davis	- Hyson Green Youth Club
Moby Farrands	- Partnership Council
Rob Gabbitas	- Neighbourhood Development Officer
Paul Howard	- Tenancy and Estate Manager, Nottingham City Homes
Iffat Iqbal	- Neighbourhood Development Officer
John Marsh	- Locality Manager (Central Area)
Peter Milligan	- The Lenton Centre
Nick Packham	- Resident
Tim Preston	- Lenton Local History Society
Inspector Robert Wilson	- Nottinghamshire Police
Linda Wright	- Neighbourhood Development Officer
Chantai, Ezekiel, Kamiya, Kashay, Malak and Sharn- Tae	- Hyson Green Youth Club
Phil Wye	- Governance Officer

46 APPOINTMENT OF CHAIR

**RESOLVED to appoint Councillor Anne Peach as the Chair for the 2015/16
municipal year**

47 APPOINTMENT OF VICE CHAIR

RESOLVED to appoint Councillor Merlita Bryan as Vice-Chair for the 2015/16 municipal year

48 APOLOGIES FOR ABSENCE

Inspector Bruce Clarke
June Perry
Chanel Richards
Cheryl Weston
Luke Willen

49 DECLARATIONS OF INTERESTS

Councillor Aziz declared an interest in Item 6 as his organisation, the Pakistani Centre, uses the facilities at Hyson Green Youth Club.

50 MINUTES OF THE LAST MEETING

The committee confirmed the minutes of the meeting held on 18 February 2015 as a correct record and they were signed by the Chair.

51 NOTTINGHAM CITY HOMES UPDATE REPORT

Paul Howard, Tenancy and Estate Manager, Nottingham City Homes (NCH), introduced the Chief Executive of NCH's report updating the Committee on NCH's performance on the following key themes:

- Capital Programme & major works;
- area regeneration and environmental issues;
- key messages from the Tenant and Leasehold Congress;
- Tenant and Residents Associations updates;
- area performance figures;
- good news stories & positive publicity.

Paul also reported that in addition NCH have started to let the new build properties in Radford, and an open day is planned for 27 August which aims to help community cohesion.

52 ENVIRONMENTAL SUBMISSIONS FROM NOTTINGHAM CITY HOMES

Paul Howard, Tenancy and Estate Manager, Nottingham City Homes (NCH), introduced the Chief Executive of NCH's report detailing the schemes proposed to provide extra security, safety and wellbeing for residents in the area which will be funded from the Housing Revenue Fund.

RESOLVED to approve the following schemes:

Arboretum Ward:

Site	Proposal	Assessment	Budget
Birkin Avenue estate phase 3 funding	Supply and fit bow top fencing to next tranche of Hyson Green properties. Joint project with NCC.	Improve appearance and increase security for residents	£15,620
Total budget to carry forward			£5,000

Radford and Park Ward

Site	Proposal	Assessment	Budget
1-14 Bramcote Walk, Radford	Metal rails to be placed on top of wall next to 1 Bramcote Walk and to run along to 14 Bramcote Walk.	Improve environmental appearance; reduce ASB for residents.	£2,041
Norton Street fencing upgrade	Replace wooden fencing with metal fencing to properties. Joint project with NCC.	Improve appearance and increase security for residents.	£95,000
Total budget to carry forward			££10,929

53 HYSON GREEN YOUTH CLUB

Maxine Davis, Centre Manager, Hyson Green Youth Club presented her report which was circulated to the Committee members prior to the meeting. Ezekiel, a user of the Youth Club then gave a presentation on their aspirations for the future of the Youth Club. The following responses were given in response to questions from the Committee:

- (a) other local venues such as the New Art Exchange are used for activities but this is still not enough. Young people in the area see the Youth Centre as an important part of the community;
- (b) the Youth Club is used by young people from all over the city, but being on the boundary between areas means that there is a feeling that there is no ownership from a particular area, which can make it difficult to apply for grants;
- (c) high energy bills and the old building make the Youth Club increasingly expensive to run. Castle Cavendish provides funds for events and the Summer Youth Programme, however these funds have reduced due to lower budgets;

RESOLVED to

- (1) note the presentation and thank Maxine Davis and the Youth Club members for coming;**
- (2) arrange a meeting between Councillor Bryan and Maxine Davis to discuss funding streams for the Youth Club.**

54 WARD PERFORMANCE - QUARTER 4

Inspector Robert Wilson, Nottinghamshire Police updated the Committee on crime levels within Area 4, highlighting the following points:

(a) updates were given for each ward:

- in the Arboretum ward, crime is generally up, violence is up, burglary is up, robbery is down and vehicle crime is down;
- in the Dunkirk and Lenton ward, crime is generally down, violence is steady, burglary is down, robbery is down and vehicle crime is down;
- in the Radford and Park ward, crime is generally up, violence is up, burglary is down, robbery is up and vehicle crime is up;

(b) there has been recent focus on drugs and legal highs. A number of these have recently been seized in raids and some shop owners have been arrested. It is an offence to sell but not to possess legal highs;

(c) Operation Graduate is still ongoing, focusing on student policing.

John Marsh, Locality Manager Central, introduced the Strategic Director for Commercial and Neighbourhood Services' report providing updates for each ward on key issues and themes which link to local priorities and strategic themes in the Nottingham Plan 2020 for Quarter 4, including:

- ward priorities;
- community engagement;
- finance
- safer theme – crime and anti-social behaviour (ASB);
- neighbourhood theme – environmental issues;
- working theme – unemployment rates;
- housing;
- community protection;
- fire;
- health theme – local health priorities;

RESOLVED to note the information.

55 AREA CAPITAL FUND - 2015/16 PROGRAMME

Iffat Iqbal, Neighbourhood Development Officer, introduced the Strategic Director for Commercial and Neighbourhood Services' report seeking approval for schemes

recently prioritised and detailing the latest spend under the Area Capital Fund, including highways, traffic and safety and public realm schemes.

An additional contribution of £4,500 to install bollards in the Dunkirk and Lenton ward which was not included in the original report was circulated prior to the meeting.

RESOLVED to

(1) Note that the following money is available:

Arboretum	£101,267
Dunkirk and Lenton	£67,272
Radford and Park	£76,911

(2) Approve the following schemes prioritised by Ward Councillors since the last meeting:

Arboretum Public Realm Schemes:

Location	Type	Estimate	Details
Arboretum Ward trees	Tree works	£5,000	Contribution to 3 year city-wide programme of felling inappropriately placed trees and replacement tree planting – lead service: Parks and Open Spaces

Dunkirk and Lenton Local Transport Plan Schemes:

Location	Type	Estimate	Details
Marlborough Street	Drainage	£1,784	Installation of new gully to facilitate drainage on Marlborough Street

Dunkirk and Lenton Public Realm Schemes:

Location	Type	Estimate	Details
Sherwin Road community garden	Tree works	£3,476	Pruning and management of trees to improve community garden on Sherwin Road

Radford and Park Public Realm Schemes:

Location	Type	Estimate	Details
Radford Ward trees	Tree works	£5,000	Contribution to 3 year city-wide programme of felling inappropriately places trees and replacement tree planting – lead service: Parks and Open Spaces
Radford Ward area	Area improvem	£33,500	Contribution to joint scheme in partnership with NCH to improve

	ent		and replace fencing in identified locations across the ward.
--	-----	--	---

- (3) approve additional costs of £4,500 from the Dunkirk and Lenton Area Capital Fund for the installation of bollards on Harlaxton Drive, Harrington Drive and Rolleston Drive.

56 DATES OF FUTURE MEETINGS

AGREED to meet at 5.30pm on the following Wednesdays:

2015

23 September

18 November

2016

17 February

AREA 4 COMMITTEE (Arboretum, Dunkirk and Lenton and Radford and Park)
23 September 2015

Title of paper:	Nottingham City Homes Update Report	
Director(s)/ Corporate Director(s):	Nick Murphy Chief Executive of Nottingham City Homes	Wards affected: Arboretum, Dunkirk and Lenton, Radford and Park
Report author(s) and contact details:	Paul Howard Tenancy and Estate Manager paul.howard@nottinghamcityhomes.org.uk	
Other colleagues who have provided input:	None	
Date of consultation with Portfolio Holder(s) (if relevant)		
Relevant Council Plan Strategic Priority:		
Cutting unemployment by a quarter		<input type="checkbox"/>
Cut crime and anti-social behaviour		<input type="checkbox"/>
Ensure more school leavers get a job, training or further education than any other City		<input type="checkbox"/>
Your neighbourhood as clean as the City Centre		<input type="checkbox"/>
Help keep your energy bills down		<input type="checkbox"/>
Good access to public transport		<input type="checkbox"/>
Nottingham has a good mix of housing		<input type="checkbox"/>
Nottingham is a good place to do business, invest and create jobs		<input type="checkbox"/>
Nottingham offers a wide range of leisure activities, parks and sporting events		<input type="checkbox"/>
Support early intervention activities		<input type="checkbox"/>
Deliver effective, value for money services to our citizens		<input checked="" type="checkbox"/>
Summary of issues (including benefits to customers/service users):		
<p>The area performance reports provide updates on key issues and themes which link back to local priorities and the strategic themes for Nottingham City Homes.</p> <p>The reports provide summary updates on the following key themes:</p> <ul style="list-style-type: none"> • Capital Programme and major work • Area Regeneration and Environmental Issues • Key messages from the Tenant and Leasehold Congress • Tenant and Residents Associations updates • Area Performance Figures • Good news stories & positive publicity 		
Recommendation(s):		
Area Committee note and comment on the Nottingham City Homes Update Report		

1 REASONS FOR RECOMMENDATIONS (INCLUDING OUTCOMES OF CONSULTATION)

1.1 The Nottingham City Homes Update Report provides a descriptive and statistical picture of

what is happening at an area level and invite community representatives to comment, debate, and challenge and identify how they can add value to improve their neighbourhoods.

- 1.2 The Nottingham City Homes Update Report also monitors progress in the wards and acts as a catalyst for debate about the key performance issues impacting upon the ward on a quarterly basis.

2 BACKGROUND (INCLUDING OUTCOMES OF CONSULTATION)

- 2.1 Nottingham City Homes previously reported on performance at local Area Panels that sat below the respective Area Committees. These panels were attended by local residents, local Councillors and partner agencies.

- 2.2 Nottingham City Homes has a goal to 'create homes and places where people want to live' and to give tenants and leaseholders an input in shaping what happens in their area. The Nottingham City Homes Update and Performance Report is one of a number of initiatives that increases the transparency and accountability of the Company's performance

- 2.3 Following the decision to have a Nottingham City Homes rep attend Area Committee, it was decided to provide the Nottingham City Homes Update Report.

3 OTHER OPTIONS CONSIDERED IN MAKING RECOMMENDATIONS

- 3.1 None

4 FINANCIAL IMPLICATIONS (INCLUDING VALUE FOR MONEY/VAT)

- 4.1 None

5 RISK MANAGEMENT ISSUES (INCLUDING LEGAL IMPLICATIONS AND CRIME AND DISORDER ACT IMPLICATIONS)

- 5.1 None

6 EQUALITY IMPACT ASSESSMENT

Has the equality impact been assessed?

Not needed (report does not contain proposals or financial decisions)

No

Yes— Equality impact Assessment attached

7 LIST OF BACKGROUND PAPERS OTHER THAN PUBLISHED WORKS OR THOSE DISCLOSING CONFIDENTIAL OR EXEMPT INFORMATION

- 7.1 None

8 PUBLISHED DOCUMENTS REFERRED TO IN COMPILING THIS REPORT

- 8.1 None

This page is intentionally left blank



NCH update report

Time: 17:00

Date: 23 September 2015

Presented by: Paul Howard/Chanel Richards

Page 13

	Item	Executive Summary / Key Points	For information or decision
1	Capital Programme & major works	<p>Lift Replacement Passenger lift replacement at Ash View started at the end of July. Work to each individual lift and will take around 20 –24 weeks.</p> <p>Pine View Through a planned programme of improvement repair work, the roof to Pine View has been renovated ensuring its water tightness and integrity.</p> <p>Penn Avenue Concrete structural repairs to the first floor balcony are being undertaken on the block which includes flats 1-16. This includes the replacement of some areas of concrete to the access balconies and will start on 24 August for six weeks.</p> <p>Planned fencing & guttering programme 2015-16 Arboretum & Radford & Park – May/August/November/February Dunkirk & Lenton - April/July/October/January</p>	Information

<p>2</p>	<p>Area Regeneration and Environmental Issues</p>	<p>Building a Better Nottingham</p> <p>Demolition 1-96 Willoughby Court now demolished. Final high rise Newgate Court to be demolished by end of March 2016.</p> <p>New Build Lenton Palmer Court - Independent Living accommodation – the first eight tenants have now moved across from Newgate Court to Palmer Court. The flats are being handed over from Keepmoat in phases by the end of August 2015. All tenant moves from Newgate are anticipated to be completed by mid October 2015.</p> <p>Meanwhile construction of 16 bungalows and 62 family houses has begun.</p> <p>Adjacent to the site is the redevelopment of Church Square – notice has been given to the tenants, leaseholders and commercial units with vacant possession expected by February 2016 proceeding demolition and construction of 17 family homes by Autumn 2017.</p> <p>Radford First families moved in on Independent Street in May 2015. Final plot was accepted from Wates in July 2015. Remaining houses are in the process of being let. A celebration event is planned on Argyle Street on 27 August. Further engagement planned with Mellors Primary School in Autumn 2015 now the build is complete which means the school has been part of the project all the way through.</p> <p>Environmental Radford & Park Major fencing scheme on Hartley Street, Norton Street, Coleridge Street,</p>	<p>Decision</p>
----------	---	---	------------------------







		<p>Trafalgar Close, Garfield Street to commence early Autumn 2015. Funding agreed at Area 4 Committee in June from the Environmental Budget and ACF Public Realm. Consultation currently underway with each household prior to commencing on site.</p> <p>Dunkirk & Lenton NCH currently gathering quotations for external improvements to the boundaries of the properties on Willoughby Street, to improve the appearance of this area. Landscaping options will also be considered around the estate and improve the garage site on Willoughby Street. Options will be discussed with Ward Councillors and a submission to Area Committee in November will potentially be made for environmental funding and ACF.</p>	
3	<p>Key messages from the Tenant and Leasehold Congress</p>	<p>Following the recent review of TLC (the overarching tenants voice / influencing group for NCH) there have been some significant changes:</p> <ul style="list-style-type: none"> • The group, is now called the ‘Communities in Action’ group • Has a wider membership to include representatives from each of the NCH customer involvement panels, from each of the recognised Tenant and Resident Associations and also includes an open invitation to Nottingham City Homes Board Members • The group meet quarterly and have a stronger focus on learning/sharing, showcasing good practice and for meetings to take a more themed approach to topical issues affecting tenants and leaseholders. <p>The first ‘new style’ meeting took place on 29th July and elections were carried out for the position of Chair, Vice Chair, Performance and Service Improvement representative and representatives to each of the NCH Area Committee posts.</p>	X

		<p>The group also focussed on ‘Welfare Reform/Universal Credit’ for the second part of the meeting. Group members met several agencies from across Nottingham gathering useful information to share with tenants and residents within their neighbourhoods.</p> <p>Pleased to announce that David Lockwood was voted in as the Area Committee 4 representative.</p>	
4	Tenant and Residents Associations updates	<ul style="list-style-type: none"> • Bridlington, Oldknow and Brown Streets Community Group have secure NCH Ten Year Anniversary Celebration funding for an end of Summer Fun Day etc on Bridlington Park – 29th August 2015. • Ten Year Anniversary funding was secured for the Penn Avenue Fun Day/Tenants & Residents Meeting on 7th July– this was well attended by local tenants and referrals made to Fit in the Community. • Two community cohesion events have taken place on Bridlington Park on the 30th July and 13th August working with Housing Patch Managers and other local support groups and play workers. • Following excellent work and commitment by a BRAMTRA member he was put forward and recruited as an Ace Inspector and CIA member for the Radford Area. • Radford Welcome Street Party to be held on 27th August on Argyle Street for tenants moving into new properties and existing residents of the area to raise awareness of the area itself and available services. 	X
5	Area Performance Figures	See Appendix 1	X
6	Good news stories & positive publicity	As above	X











Area report - Dunkirk/Lenton, Arboretum & Radford/Park

Generated on: 19 August 2015





AC4-1 Anti-social behaviour

Performance indicator and definition	Target	2015/16			2014/15	2013/14	Latest Note
		Value	Status	Long Trend	Value	Value	
% of ASB cases resolved by first intervention – Central region <i>Note: This PI monitors the ability of the HPM to select the correct first intervention.</i>	84%	100%			86.67%	84.78%	Good performance in first quarter in relation to this indicator. Quite a few overgrown garden cases resolved by first intervention
% of ASB cases resolved – Central region <i>Note: This PI measures the proportion of ASB cases NCH has successfully resolved. Data for this PI is not available by ward and is reported by Housing Office.</i>	97.8%	100%			100%	100%	Strong performance in this quarter for this PI.
Number of new ASB cases – Central region <i>Note: Data for this PI is only available by Housing Office.</i>		31			121	144	Quite a lot of new cases this month (Jan) including a number of drug warrants executed by Police.
Tenant satisfaction with the ASB service - Central region <i>Note: Data for this PI is only available by Housing Office.</i>	8					7.8	trend is improving but more work to be done to reach target; customer care is paramount issue and is constantly reinforced through one to ones







AC4-2 Repairs



Performance indicator and definition	Target	2015/16			2014/15	2013/14	Latest Note
		Value	Status	Long Trend	Value	Value	
% of repairs completed in target – AC - Dunkirk/Lenton, Arboretum & Radford/Park <i>Note: This PI monitors the proportion of repairs being completed within agreed timescales.</i>	96%	96.48%			98.09%	97.39%	
% of repairs completed in target – Arboretum ward <i>Note: This PI monitors the proportion of repairs being completed within agreed timescales.</i>	96%	95.72%			98.08%	96.62%	
% of repairs completed in target – Dunkirk & Lenton Ward <i>Note: This PI monitors the proportion of repairs being completed within agreed timescales.</i>	96%	97.49%			98.18%	97.91%	
% of repairs completed in target – Radford & Park Ward <i>Note: This PI monitors the proportion of repairs being completed within agreed timescales.</i>	96%	96.63%			98.07%	97.55%	
Tenant satisfaction with the repairs service <i>Note: Data for this PI is only available citywide</i>	9	9.01			8.9	8.78	WS June-2015 Whilst slightly short of the Corporate Plan target of 9, performance of 8.94 in 2014/15 is higher than all previous annual outturn's. We are changing how we survey this satisfaction going forward which may have a positive or negative affect on this KPI.

AC4-3 Rent Collection









Performance indicator and definition	Target	2015/16			2014/15	2013/14	Latest Note
		Value	Status	Long Trend	Value	Value	
<p>% of rent collected</p> <p><i>Note: This PI measures the amount of rent collected (including tenant arrears) as a percentage of rent due for the current year. Data for this indicator is not available by ward and is reported city wide.</i></p> <p><i>Trend shows as improving if value is over 100% as arrears are decreasing.</i></p>	100%	98.78%			100.56%	100.02%	<p>Although performance is behind target, and slightly behind the position at this point last year, this is a year-end target and we are on track to achieve 100% by the end of quarter two. We have a range of initiatives planned to improve collection rate. We are focusing on the Responsible Tenant Reward recipients from last year. All those who received the reward last year but who have failed to reduce their debt will be targeted by the team. In addition we have a cash collection competition running in August and a data capture competition. The latter will have the added benefit of increased contact which should improve the collection rate.</p>
<p>% of tenancies ending due to eviction</p> <p><i>Note: This PI monitors the percentage of tenants being evicted due to rent arrears and is reported citywide.</i></p>	0.45%	0.47%			0.56%	0.74%	<p>We continue to work hard to sustain tenancies and only evict when all other avenues have been exhausted. We have evicted only half the number of tenants for rent arrears compared to the same point last year.</p>

AC4-4a Empty properties - Average relet time









Performance indicator and definition	Target	2015/16			2014/15	2013/14	Latest Note
		Value	Status	Long Trend	Value	Value	
<p>Average void re-let time (calendar days) – AC - Dunkirk/Lenton, Arboretum & Radford/Park</p> <p><i>Note: This PI measures how long it takes NCH to re-let empty properties from the end of the old tenancy to the start of the new tenancy</i></p>	25	12.65			25.72	23.07	<p>Void performance summary: There are currently 15 empty properties in the Area Committee 4 area. The average time to relet properties in the Area Committee 4 area is 29 days. There have been 126 new lettings this year. The city wide time to let empty properties is 26. Our voids processes have recently undergone a review. In the long term this should result in an improvement in performance. There are still some long term/hard to let properties in the system which have an adverse effect on performance. The longest a property has been empty in this area is 18 weeks. Our lettings teams are working hard to find appropriate tenants for this property and others in the area</p>
<p>Average void re-let time (calendar days) – Arboretum ward</p> <p><i>Note: This PI measures how long it takes NCH to re-let empty properties from the end of the old tenancy to the start of the new tenancy.</i></p>	25	30			27.58	49.24	<p>Void performance summary: There are currently 7 empty properties in the Arboretum ward area. The average time to relet properties in the Arboretum ward area is 33 days. There have been 33 new lettings this year. The city wide time to let empty properties is 26. Our voids processes have recently undergone a review. In the long term this should result in an improvement in performance. There are still some long term/hard to let properties in the system which have an adverse effect on performance. The longest a property has been empty in this area is 17 weeks. Our lettings teams are working hard to find appropriate tenants for this property and others in the area</p>
<p>Average void re-let time (calendar days) – Dunkirk & Lenton Ward</p> <p><i>Note: This PI measures how long it takes NCH to re-let empty properties from the end of the old tenancy to the start of the new tenancy</i></p>	25	0			6.57	4.63	<p>Void performance summary: There are currently 1 empty properties in the Dunkirk & Lenton ward area. The average time to relet properties in the Dunkirk & Lenton ward area is 12 days. There have been 8 new lettings this year. The city wide time to let empty properties is 26. Our voids processes have recently undergone a review. In the long term this should result in an improvement in performance. There are still some long term/hard to let properties in the system which have an adverse effect on performance. The longest a property has been empty in this area is 12 weeks. Our lettings teams are working hard to find appropriate tenants for this property and others in the area</p>

<p>Average void re-let time (calendar days) – Radford & Park Ward</p> <p><i>Note: This PI measures how long it takes NCH to re-let empty properties from the end of the old tenancy to the start of the new tenancy.</i></p>	25	12.09			27.92	18.96	<p>Void performance summary: There are currently 8 empty properties in the Radford & Park ward area. The average time to relet properties in the Radford & Park ward area is 28 days. There have been 88 new lettings this year. The city wide time to let empty properties is 26. Our voids processes have recently undergone a review. In the long term this should result in an improvement in performance. There are still some long term/hard to let properties in the system which have an adverse effect on performance. The longest a property has been empty in this area is 18 weeks. Our lettings teams are working hard to find appropriate tenants for this property and others in the area</p>
--	----	-------	--	---	-------	-------	--









AC4-4b Empty properties - Lettable voids

Performance indicator and definition	Target	2015/16			2014/15	2013/14	Latest Note
		Value	Status	Long Trend	Value	Value	
Number of lettable voids – AC - Dunkirk/Lenton, Arbotetum & Radford/Park <i>Note: Lettable voids are empty properties available for re-letting. They will receive repair work and then be re-let to a new tenant.</i>		22			16	15	
Number of lettable voids – Arboretum ward <i>Note: Lettable voids are empty properties available for re-letting. They will receive repair work and then be re-let to a new tenant.</i>		3			7	7	
Number of lettable voids – Dunkirk & Lenton Ward <i>Note: Lettable voids are empty properties available for re-letting. They will receive repair work and then be re-let to a new tenant.</i>		4			1	0	
Number of lettable voids – Radford & Park Ward <i>Note: Lettable voids are empty properties available for re-letting. They will receive repair work and then be re-let to a new tenant.</i>		15			8	8	

AC4-4c Empty properties - Decommissioning

Performance indicator and definition	Target	2015/16			2014/15	2013/14	Latest Note
		Value	Status	Long Trend	Value	Value	
Number of empty properties awaiting decommission – AC - Dunkirk/Lenton, Arbotetum & Radford/Park <i>Note: This PI shows the number of empty properties which will not be re-let and includes those being decommissioned and / or demolished.</i>		46			139	325	
Number of empty properties awaiting decommission – Arboretum ward <i>Note: This PI shows the number of empty properties which will not be re-let and includes those being decommissioned and / or demolished.</i>		0			0	52	
Number of empty properties awaiting decommission – Dunkirk & Lenton Ward <i>Note: This PI shows the number of empty properties which will not be re-let and includes those being decommissioned and / or demolished.</i>		46			139	0	
Number of empty properties awaiting decommission – Radford & Park ward <i>Note: This PI shows the number of empty properties which will not be re-let and includes those being decommissioned and / or demolished.</i>		0			0	0	

AC4-5 Tenancy sustainment

Performance indicator and definition	Target	2015/16			2014/15	2013/14	Latest Note
		Value	Status	Long Trend	Value	Value	
Percentage of new tenancies sustained - AC - Dunkirk/Lenton, Arbotetum & Radford/Park <i>Note: This PI measures the number of new tenants who are still in their tenancy 12 months later.</i>	93.5%	95.42%			94.77%	92%	above target for Area overall- 1x refused after commenced; 1x NTQ other local authority; 1x abandoned; 2x NTQ lodging; 1x eviction for rent
Percentage of new tenancies sustained - Arboretum Ward (2003) <i>Note: This PI measures the number of new tenants who are still in their tenancy 12 months later.</i>	93.5%	94.29%			94.29%	95.56%	Above target; failures were 1x abandoned; 1x NTQ lodging
Percentage of new tenancies sustained - Dunkirk & Lenton Ward <i>Note: This PI measures the number of new tenants who are still in their tenancy 12 months later.</i>	93.5%	100%			95%	81.25%	Decom is now almost complete. 100% off low sample size.
Percentage of new tenancies sustained - Radford & Park Ward (2003) <i>Note: This PI measures the number of new tenants who are still in their tenancy 12 months later.</i>	93.5%	95.06%			94.87%	92.14%	Above target; failures were 1x NTQ other local authority; 1x refused after commenced; . 1x NTQ lodging; 1 x eviction rent

**AARBORETUM, DUNKIRK AND LENTON, RADFORD AND PARK AREA COMMITTEE –
23 SEPTEMBER 2015**

Title of paper:	WARD PERFORMANCE REPORTS: QUARTER 1	
Director(s)/ Corporate Director(s):	Andy Vaughan Strategic Director of Commercial and Neighbourhood Services	Wards affected: Arboretum Dunkirk and Lenton Radford and Park
Report author(s) and contact details:	Dorothy Holmes, Locality Manager Dorothy.holmes@nottinghamcity.gov.uk Tel: 0115 8838469 Linda Wright, Neighbourhood Development Officer Linda.wright@nottinghamcity.gov.uk Tel:0115 8838473 Iffat Iqbal, Neighbourhood Development Officer Iffat.iqbal@nottinghamcity.gov.uk Tel: 07985221347 Rob Gabbitas, Neighbourhood Development Officer Rob.gabbitas@nottinghamcity.gov.uk Tel: 0115 8838472	
Other colleagues who have provided input:	Dave Halstead, Head of Neighbourhood Operations and Deputy Director of Commercial and Neighbourhood Services Dave.halstead@nottinghamcity.gov.uk Danielle Williams, Partnership Analyst, Crime and Drugs Partnership (CDP) Danielle.williams@nottinghamcity.gov.uk	
Date of consultation with Portfolio Holder(s) (if relevant)	N/A	
Relevant Council Plan Strategic Priority:		
Cutting unemployment by a quarter		X
Cut crime and anti-social behaviour		X
Ensure more school leavers get a job, training or further education than any other City		X
Your neighbourhood as clean as the City Centre		X
Help keep your energy bills down		<input type="checkbox"/>
Good access to public transport		<input type="checkbox"/>
Nottingham has a good mix of housing		<input type="checkbox"/>
Nottingham is a good place to do business, invest and create jobs		<input type="checkbox"/>
Nottingham offers a wide range of leisure activities, parks and sporting events		<input type="checkbox"/>
Support early intervention activities		X
Deliver effective, value for money services to our citizens		X

Summary of issues (including benefits to citizens/service users):

The Ward performance reports provide updates on key issues and themes which link back to local priorities and strategic themes in the Nottingham Plan 2020. The reports provide summary updates on the following key themes:

- Ward priorities;
- Community engagement;
- Finance;
- Safer theme – crime and anti-social behaviour (ASB);
- Neighbourhood theme – environmental issues;
- Working theme – unemployment rates;
- Housing;
- Community Protection;
- Fire;
- Health theme – local health priorities.

The following are brief summaries by the respective Neighbourhood Development Officers (NDO's):

Ward: Arboretum Ward NDO; Linda Wright **Crime Statistics Quarter 1: April – June Data 2015**

Crime:

- All crime is up 12%. There were 520 incidents in 2014/15 compared with 581 in 2015/16 year to date (YTD).
- There was an increase in violent crime of 20% YTD. There were 157 reported incidents this year compared to 131 in the previous year 2014/15
- Domestic violence is up 53%, with 40 incidents reported 2014/15, compared to 6 in 2015/16. This increase may be due to the domestic violence awareness campaign over the past year in the Central Locality.
- Burglary dwelling has seen a slight 2% increase YTD with 45 incidents in 2014/15 compared to 46 incidents in 2015/16. The targeted police operations in the ward are continuing to keep this crime to a minimum.

ASB:

- All ASB was down 9% year to date, with 524 incidents in 2014/15 compared with 476 in 2015/16.

Cleanliness Index:

- The index Score set as a target city wide is 88. There has been a decrease of -9% from 94 in 2014/15 to 88 in 2015/16. However the score is on target with the city average.

Graffiti Reports:

- The reports of graffiti have remained the same year to date at 13 incidents reported 2015/16.

Flytipping:

- There has been a 40% decrease from 104 reported incidents in 2014/15 to 62 in 2015/16.

Unemployment Rate:

- There has been a decrease of 25% of people on job seekers allowance.

Community Protection:

- There has been a decrease of 63% of reported dog fouling incidents from 24 in 2014/15, to 9 in 2015/16.

Fire:

- Awaiting data

Key Successes:**The Blue Project:**

At the end of this quarter the NAT team were able to successfully secure a role in The Blue Project. This is a national pilot collecting data and developing innovative methods to work with those street drinkers who do not want to change their behaviour, yet are known to a number of agencies and cause ASB regularly. Two steering groups will be developed - one will look at enforcement issues with shops (for example who might sell cheap alcohol to people who are intoxicated). The second will look at identifying key partners to work directly with the top 20 offenders in the area and develop inter- agency training opportunities.

This is a phenomenal outcome following many years by the NAT partners in trying to contain the issues presented by street drinkers across the ward. This project has the potential and resources to manage the problem at source.

Birkin Avenue Fencing

The funding for the third phase of the Birkin Avenue gating scheme has been agreed, following the successful completion of phase 2.

Issues:

There is still a problem with cars for sale in the area especially on Gregory Boulevard.

In addition, the closure of the NAT West Bank is going to be a loss to the Hyson Green shopping area as it will take an important facility away from this busy retail area. However it should ease congestion at this junction with fewer cars pulling up to use the cash point.

Belper Road Car park still has a problem with fly tipping, caused by the expansion of existing properties to accommodate more tenants. Landlords are not informing City Services of this increase of tenants within their properties, so that they can be provided with an extra bin. This is going to be a long term problem across the ward as a number of sites are finding planning permission easier to get and are not thinking about appropriate waste storage for their tenant's.

Neighbourhood Action Team (NAT)

All the partners are working together on the agreed ward priorities for 2015/16 as planned. The NAT is on target the agreed outcomes by the end of quarter 4. The NAT team is committed to delivering the key actions across the ward, to enhance visitors' and residents' experience of being in the ward.

Events:

The Arboretum: 7 June – Carlton Brass concert, 9th August – Nottingham Concert band concert

Forest Recreational Ground: 8th August Hyson Green Festival / 15th August Park Life
22nd August Nottingham Carnival / 29th and 30th August Family Sports day
Arboretum Fun Days: – Unity School – Saturday 1st and Thursday 27th August

Ward: Dunkirk and Lenton NDO: Iffat Iqbal

Crime:

- In this Quarter, all crime in the ward is down 5%, 325 crimes have been reported compared to 330 in the same period last year.
- The largest volume of crime was Theft, 117 incidents reported. The majority of offences are shop theft occurring at Sainsbury and QMC and the remaining relate to other Theft Offences.
- Dwelling burglaries down by 47%, 18 dwelling burglaries reported this quarter compared to 34 in the same period last Year, main cause insecurities
- There is an increase in domestic violence crime of 71% YTD, 12 incidents reported compared to 7 in the previous year 2014/15

ASB:

- There has been a considerable decrease in ASB incidents, 164 incidents reported compared to 194 incidents last Year.
- In terms of noise related ASB there was a specific spike in figures during June where there were 45 cases reported compared to April and May 2015 in which a total of 21 cases reported. The year to date figures for this quarter show an overall decrease in noise related ASB, down from 108 in 2014/15 to 74 in 2015/16 – a reduction of 34 cases.
- Alcohol related ASB figures have slightly increased, 37 incidents reported compared to 28 incidents reported in the same period last year. These figures include QMC figures and therefore not a true reflection of the ward.

Cleanliness Index:

- Cleanliness Index Score for this quarter is 89 compared to the City target of 88.

Graffiti Reports:

- There has been an increase in graffiti incidents totalling 9 incidents compared to 5 in the same period last year.

Flytipping:

- Slight increase, 16 incidents reported compared to 13 incidents reported in the same quarter last year

Unemployment Rate:

- The number of unemployed persons is 445 compared to 611 for the same period in the previous year.

Community Protection:

- Bins on Street FPNs – 7
- Letter Before Action – 93
- S.215 (messy gardens)- 371
- Community Protection Notices- 7
- Scrap metal visits- 13
- Dog Fouling Ops – 4
- Alcohol Seizures – 3

Fire:

One incident of deliberate fire in Dunkirk and Lenton Ward for this period.

Key Successes:**Green outdoor Gym at Lenton Recreation Ground**

Dunkirk Community Centre helped Nottingham City Council Parks team to secure £10,000 funding from the Lottery 'Awards for All' for an outdoor gym at the Lenton Recreation Ground. This was initiated by the West End Bowls and Social Club who wanted an outdoor gym to provide exercise equipment for a range of ages and abilities without the cost and commitment of regular classes and sessions. The local Councillors have also committed Area capital fund for the gym to make it an accessible facility to improve mental health and wellbeing as well as a social area for people in the community to encourage community cohesion and complement some of the other features on the park. Consultation will be carried out with the community to decide on the gym equipment and exact location in the park on 21st Sep at the launch of the 'Let's get together' project at Thomas Helwys Baptist Church.

Improved pedestrian safety outside new Post Office

At Dunkirk Community meeting residents raised concerns to local Councillors of pedestrian safety outside the Post Office because cars were driving up the crossing and along the pavement to get to the shop. The Road Safety team had a challenge to maintain adequate space for cyclists to still be able to get to and from the crossing and improve pedestrian safety. They repositioned the post, moved the street furniture including the planter and public waste bin to block the access of cars driving through the crossing and from Montpellier Road which has solved the problem.

Penn Ave Fun Afternoon and Community meeting

Funding was secured by Dunkirk Community Centre from NCH Anniversary pot to deliver 2 events which included Penn Ave Fun afternoon on the 7th July 2015. Information stalls as well as a bouncy Castle, children's arts and craft and sport activities and light refreshments were on display, 18 residents and 22 children attended. This event provided an opportunity for Penn Ave residents to raise several community issues with Cllrs and Officers which are now being dealt with.

New drain on Marlborough St

The drain on Marlborough St was being blocked regularly and causing problems for parents and children attending Dunkirk Primary School. The Councillors agreed to pay for a new gully to connect to the existing drain through the Area Capital Fund. This problem has now been resolved.

Abbey Bridge Environmental improvement Celebrations-

Abbey Bridge Environmental improvement project was initiated by local Councillors Dave Trimble and Sarah Piper on request of local residents living on both sides of Abbey Bridge. A consultation survey was carried out in November 2014 to which 69 residents responded whom wanted improvements to the 5 green areas surrounding Abbey Bridge. After the survey a NCC Landscape Architect was appointed to develop the ideas into draft proposals which were shared at a resident meeting at Priory Church in Dec 2014. It was finally agreed by residents to create a small play area, 2 wild flower meadows and plant fruit trees.

All the works on the 5 spaces have now been completed and an event was held on 13th August to celebrate the improvements which was the other part partly funded by NCH. A bbq, Dr Bike,

children activities as well as a bouncy castle were part of the event and thoroughly enjoyed by residents living both sides of Abbey Bridge.

Issues:

- Ongoing issues with waste including recycling, bins on pavement, over-flowing and contaminated bins, and waste in gardens
- Bin dippers on Lenton Drives,
- Dunkirk Primary school parking issues- Ongoing
- Cycling issues under the Dunkirk subway
- Derelict sites in the ward which, over time, can become targets for fly tipping – Red Cross building, Red Cow pub, Hillside Club, Abbey Bridge car wash, Conservative Club on Church St, Prospect Place, Grove pub, Willoughby St garages, Lenton Blvd Post Office and shop next door, Raw Physique gym Willoughby St, Lodge at Lenton Rec, 17A Park Rd
- Japanese knotweed on several sites in the ward
- Messy gardens

Neighbourhood Action Team (NAT)

The NAT has representation from the core local service providers and its monthly meeting provides a focus for reviewing service delivery and addressing current challenges in response to the Ward priorities. Challenges include tackling waste management, noise nuisance, promoting positive mental health and wellbeing and reduction in burglaries.

Events:

- Day of Action outside Hillside shops and the QMC- 17th September
- Launch of Let's get together, wellbeing in Dunkirk and Lenton- 21st September, 11am to 2pm
- University of Nottingham: Thursday 1st October – Moving in, Moving on event
- Student Week of Action: 12th – 16th October

Ward: Radford and Park NDO: Rob Gabbitas

Crime:

- Across all crimes, the Ward has seen an increase in the year to date figures – from 480 (2014/15) to 526 this year, representing a 10% upward shift.
- There has been a very slight increase in reported cases involving domestic violence – from 40 to 42
- Crimes relating to violence increased from 96 to 113 between last year and this year, an 18% increase.
- Incidents involving criminal damage increased from 52 to 76 (46%).

Note: 'other violence' refers to anything not fitting within the categories of domestic violence or Night Time Economy (NTE). It could, for example, include a fight outside a school or an act of violence between 2 or more persons, or stranger violence such as a random attack on a person(s) in a public place

- ASB cases total 1,005 so far this year compared to 1,055 for the same period last year, a decrease of 50 cases (5%).
- In terms of noise related ASB there was a specific spike in figures during June where there were 162 reported cases compared to a monthly average of 102 (based on 4 months, April to July). The year to date figures show an overall decrease in noise related ASB, down from 494 in 2014/15 to 408 this year – a reduction of 86 cases (17%) across the 2 years.
- Alcohol related ASB figures have been reported for the first time this year and, whilst there is no year on year comparison as yet, the number of cases reported each month was as follows:- 46 (April), 46 (May), 78 (June), 50 (July)
- Youth related ASB was down from 168 in 2014/15 to 158 this year, a 6% reduction

Cleanliness:

- The Cleanliness Index Score has decreased slightly from 92 in 2014/15 to 90 in 2015/16.
- Incidents of fly tipping have increased from April to June with figures of 22 and 20 for April and May and 72 for June 2015. Year on year shows an overall increase of 57 reported cases from 57 in 2014/15 to 114 for this year to date. (100% increase)
- Dog fouling – there were 7 cases reported in May and 8 in June compared to only 1 in April this year. Year on year the figures show an increase from 6 to 16.

Graffiti Reports:

- 15 reported incidents so far this year, compared to 7 for the same period last year.

Unemployment Rate:

- The number of unemployed persons is 1,949 compared to 2,511 for the same period in the previous year.

Community Protection:

- To follow

Fire:

- 5 deliberate fires so far this year compared to 4 last year.

Key Successes:

St Peter's Park - The City Council's Neighbourhood Operations team held a clean-up session at St Peter's park on Wednesday 8th July. Local residents and the St Peter's church community supported the event and a significant amount of rubbish was cleared from both the memorial gardens and the connecting park areas. Bushes and shrubs were lowered and tree branches removed which has improved overall visibility. Two park benches have now been removed from an area that was attracting drinking late into the evenings, on most days. A series of further improvements have been identified to reduce the level of anti - social behaviour, street drinking and dog fouling in this area. Some of the existing high hedgerows will be cut back to remove 'hidden

spots' where drinkers have been gathering in the past in response to concerns raised at the Radford and Leen residents group.

Radford fencing scheme - Nottingham City Homes (NCH) and the City Council are now working on a joint fencing scheme to improve the public realm in the area around Coleridge Road and Norton Street. This is funded largely through the NCH Decent Homes Programme where funding has been made available to create an 'environmental lift' in areas where this could have positive impact. The Radford scheme consists of 72 properties, involving 21 owner occupiers. Councillors are involved in discussing the benefits with local residents and helping to determine the most appropriate fencing solutions within each street. The contractors are due to start mid - September.

Cleansing activity is now being coordinated through a Central Waste Operations Plan and officers from a number of teams now meet regularly to monitor and feedback on performance issues and set tasks for specific projects where a multi-agency response is required such as Clifford Street

Western Cycle Corridor – Castle Boulevard - This involves the expansion of the City Cycle Network using £6.1 million Government funding through the Derbyshire and Nottinghamshire (D2N2) Local Enterprise Board. In this Ward the route will cover Castle Boulevard towards Abbey Bridge. It will incorporate a cycle superhighway – a two way segregated route that will run alongside the road.

New Builds – the completion of new build schemes at Clifford Street / Kapwood Close, Highurst Street (both Nottingham City Homes) and the Radford Mills site between Garden Street and Norton Street (Nottingham Community Housing Association)

Support to voluntary projects and groups within the Ward – Councillors continue to contribute towards various activities which support local residents - Radford Visiting scheme, Muslim Women's group, 4 B's youth project, Primary / Independent Street carnival troupe.

Issues:

- Impact of high student numbers and the Park Estate on the overall perception of this Ward when analysed through existing ward data – which does not show the extent of prevailing issues within the Radford West and Leen police beat boundaries.
- Derelict sites and open spaces which, over time, can become targets for fly tipping and Anti-social behaviour

Forest Mills, Alfreton Road
Fire damaged former Players buildings, Players Street
Salisbury Square / Street
Sandfield site
Blueprint site, Alfreton Road
Rocky Mount, Barrack Lane

- Integrating new residents into areas of new build and maintaining high environmental standards around these sites once contractors have completed the schemes
- Continued development of Radford Recreation Ground

Neighbourhood Action Team (NAT)

The NAT meets monthly to update a series of actions which fit under the existing City Council and Ward priorities. This is a multi - agency forum bringing together the local policing team, covering four policing beats, Nottingham City Homes and representatives from key City Council service

areas

Events:

University of Nottingham: Thursday 1st October – Moving in, Moving on event

Curry in the Park: Saturday 11th October – Radford Recreation Ground

Student Week of Action: 12th – 16th October

Councillor Ward Walks – 8th October, 12th November, 10th December (all 2.30pm -3.30pm)

Recommendation(s):

1	To note the key information from the ward performance reports for Quarter 2 detailed above and included in the appendices.
----------	--

1. REASONS FOR RECOMMENDATIONS

- 1.1 Ward performance reports provide a descriptive and statistical picture of what is happening at a ward level and invite community representatives to comment, debate, and challenge and identify how they can add value to improve their neighbourhoods.
- 1.2 Ward performance reports will also monitor progress in the awards and act as a catalyst for debate about the key performance issues impacting upon the ward on a quarterly basis.

2. BACKGROUND (INCLUDING OUTCOMES OF CONSULTATION)

- 2.1 Neighbourhood working has been important for a number of years in Nottingham as a means of engaging better with citizens and to drive forward service improvement.
- 2.2 The Nottingham Plan has a goal that ‘public service delivery will be better integrated and appropriately devolved, ensuring more accessibility and responsive services for all and giving residents more control over what happens in their neighbourhoods’, and ward performance reports will help to support this.
- 2.3 The ward performance report captures work at a local level to support the Nottingham Plan. It is a short summary of key updates on priorities and issues in the Ward. More detailed implementation plans sit behind the report such as the Ward Priority Plan, NAT’s, action log, CDP plans and other partners’ implementation plans.
- 2.4 The ward performance reports are co-ordinated by the NDO’s, with data analysis undertaken by the CDP

3. OTHER OPTIONS CONSIDERED IN MAKING RECOMMENDATIONS

- 3.1 None

4. FINANCE COMMENTS (INCLUDING IMPLICATIONS AND VALUE FOR MONEY/VAT)

- 4.1 None

5. LEGAL AND PROCUREMENT COMMENTS (INCLUDING RISK MANAGEMENT ISSUES, AND LEGAL, CRIME AND DISORDER ACT AND PROCUREMENT IMPLICATIONS)

- 5.1 None

6. EQUALITY IMPACT ASSESSMENT

Has the equality impact been assessed?

Not needed (report does not contain proposals or financial decisions)

No



Yes – Equality Impact Assessment attached



Due regard should be given to the equality implications identified in the EIA.

7. **LIST OF BACKGROUND PAPERS OTHER THAN PUBLISHED WORKS OR THOSE DISCLOSING CONFIDENTIAL OR EXEMPT INFORMATION**

7.1 None

8. **PUBLISHED DOCUMENTS REFERRED TO IN COMPILING THIS REPORT**

8.1 None

This page is intentionally left blank

SUMMARY PERFORMANCE REPORT

AREA 4

Arboretum, Dunkirk & Lenton, Radford & Park

Area Total	Category	Apr-15	May-15	Jun-15	Jul-15	Aug-15	Sep-15	Oct-15	Nov-15	Dec-15	Jan-16	Feb-16	Mar-16	Year To Date				YTD Crime Rates	
														2014-15	2015-16	Volume +/-	% Change	2014-15	2015-16
Area Committee 4	All Crime	316	372	400	344									1330	1432	102	8%	31.93	34.37
	Victim Based Crime	245	329	357	300									1138	1231	93	8%	27.32	29.55
	Criminal Damage	33	47	55	40									156	175	19	12%	3.74	4.20
	Theft	97	81	104	83									330	365	35	11%	7.92	8.76
	Dwelling Burglary	15	32	37	23									115	107	-8	-7%	2.76	2.57
	Violence	56	102	87	82									275	327	52	19%	6.60	7.85
	Domestic Violence	28	34	25	28									87	115	28	32%	2.09	2.76
	NTE Violence	1	3	5	0									2	9	7	350%	0.05	0.22
	Other Violence	27	65	57	53									186	202	16	9%	4.46	4.85
	ASB	188	239	339	239									1055	1005	-50	-5%	25.32	24.12
	Noise	69	94	162	83									494	408	-86	-17%	11.86	9.79
	Youth	29	38	41	50									168	158	-10	-6%	4.03	3.79
	Alcohol	46	46	78	50									220	220	0	0%	5.28	5.28
	Deliberate Fires	3	2	6	5									8	16	8	100%	0.18	0.35
	Average Quarterly Score	Cleanliness Score	90	87	90										92	89	-3	-3%	N/A
	Graffiti (reactive)	17	4	16										25	37	12	48%	0.60	0.89
	Fly-Tipping (reactive)	42	44	106										174	192	18	10%	4.18	4.61
	Dog Fouling (reactive)	3	13	13										30	29	-1	-3%	0.72	0.70
	Unemployment	1227	1147	1105	1116									6071	4595	-1476	-24%	132.98	100.65

This report has been produced by the CDP pursuant to a brief provided by Neighbourhood Services. Please contact Daniel Dexter if you have any queries regarding the data.

Daniel.Dexter@nottinghamcity.gov.uk,

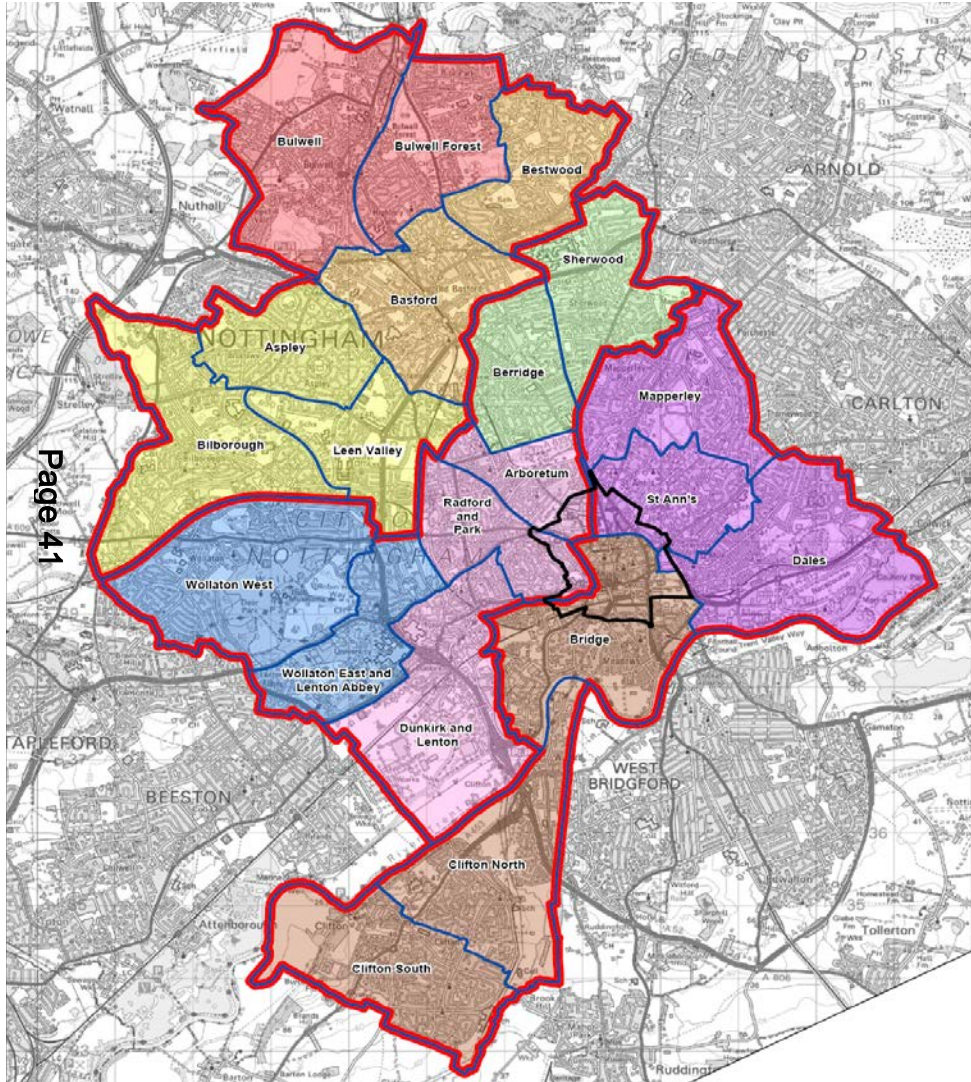
Ext: 65709

Ward	Category	Apr-15	May-15	Jun-15	Jul-15	Aug-15	Sep-15	Oct-15	Nov-15	Dec-15	Jan-16	Feb-16	Mar-16	Year To Date				YTD Crime Rates	
														2014-15	2015-16	Volume +/-	% Change	2014-15	2015-16
Arboretum	All Crime	141	155	163	122									520	581	61	12%	46.66	52.13
	Victim Based Crime	97	132	147	103									420	479	59	14%	37.69	42.98
	Criminal Damage	13	19	20	15									69	67	-2	-3%	6.19	6.01
	Theft	39	32	26	23									93	120	27	29%	8.34	10.77
	Dwelling Burglary	7	12	23	4									45	46	1	2%	4.04	4.13
	Violence	25	51	43	38									131	157	26	20%	11.75	14.09
	<i>Domestic Violence</i>	13	20	15	13									40	61	21	53%	3.59	5.47
	<i>NTE Violence</i>	0	1	2	0									2	3	1	50%	0.18	0.27
	<i>Other Violence</i>	12	30	26	24									89	92	3	3%	7.99	8.25
	ASB	95	125	131	125									524	476	-48	-9%	47.02	42.71
	<i>Noise</i>	35	40	43	40									219	158	-61	-28%	19.65	14.18
	<i>Youth</i>	15	17	23	28									107	83	-24	-22%	9.60	7.45
	<i>Alcohol</i>	31	24	37	26									130	118	-12	-9%	11.66	10.59
	Deliberate Fires	3	0	2	1									4	6	2	50%	0.30	0.45
Average Quarterly Score	Cleanliness Score	88	83	86										94	86	-8	-9%	N/A	N/A
	Graffiti (reactive)	7	3	3										13	13	0	0%	1.17	1.17
	Fly-Tipping (reactive)	16	14	32										104	62	-42	-40%	9.33	5.56
	Dog Fouling (reactive)	2	4	3										24	9	-15	-63%	2.15	0.81
	Unemployment	600	548	523	530									2949	2201	-748	-25%	221.38	165.23

Ward	Category	Apr-15	May-15	Jun-15	Jul-15	Aug-15	Sep-15	Oct-15	Nov-15	Dec-15	Jan-16	Feb-16	Mar-16	Year To Date				YTD Crime Rates	
														2014-15	2015-16	Volume +/-	% Change	2014-15	2015-16
Dunkirk & Lenton	All Crime	67	85	83	90									330	325	-5	-2%	30.22	29.76
	Victim Based Crime	54	78	71	77									298	280	-18	-6%	27.29	25.64
	Criminal Damage	6	9	9	8									35	32	-3	-9%	3.21	2.93
	Theft	28	23	27	39									109	117	8	7%	9.98	10.71
	Dwelling Burglary	2	6	6	4									34	18	-16	-47%	3.11	1.65
	Violence	6	19	16	16									48	57	9	19%	4.40	5.22
	<i>Domestic Violence</i>	1	5	2	4									7	12	5	71%	0.64	1.10
	<i>NTE Violence</i>	0	2	3	0									0	5	5		0.00	0.46
	<i>Other Violence</i>	5	12	11	12									41	40	-1	-2%	3.75	3.66
	ASB	27	29	74	34									194	164	-30	-15%	17.77	15.02
	<i>Noise</i>	8	13	45	8									108	74	-34	-31%	9.89	6.78
	<i>Youth</i>	2	3	4	3									19	12	-7	-37%	1.74	1.10
	<i>Alcohol</i>	2	7	17	11									28	37	9	32%	2.56	3.39
	Deliberate Fires	0	1	2	2									0	5	5		0.00	0.46
Average Quarterly Score	Cleanliness Score	88	88	92										89	89	0	0%	N/A	N/A
	Graffiti (reactive)	3	0	6										5	9	4	80%	0.46	0.82
	Fly-Tipping (reactive)	4	10	2										13	16	3	23%	1.19	1.47
	Dog Fouling (reactive)	0	2	2										0	4	4		0.00	0.37
	Unemployment	112	111	102	120									611	445	-166	-27%	55.95	40.75

Ward	Category	Apr-15	May-15	Jun-15	Jul-15	Aug-15	Sep-15	Oct-15	Nov-15	Dec-15	Jan-16	Feb-16	Mar-16	Year To Date				YTD Crime Rates	
														2014-15	2015-16	Volume +/-	% Change	2014-15	2015-16
Radford & Park	All Crime	108	132	154	132									480	526	46	10%	24.50	26.84
	Victim Based Crime	94	119	139	120									420	472	52	12%	21.43	24.09
	Criminal Damage	14	19	26	17									52	76	24	46%	2.65	3.88
	Theft	30	26	51	21									128	128	0	0%	6.53	6.53
	Dwelling Burglary	6	14	8	15									36	43	7	19%	1.84	2.19
	Violence	25	32	28	28									96	113	17	18%	4.90	5.77
	<i>Domestic Violence</i>	14	9	8	11									40	42	2	5%	2.04	2.14
	<i>NTE Violence</i>	1	0	0	0									0	1	1		0.00	0.05
	<i>Other Violence</i>	10	23	20	17									56	70	14	25%	2.86	3.57
	ASB	66	85	134	80									337	365	28	8%	17.20	18.63
	<i>Noise</i>	26	41	74	35									167	176	9	5%	8.52	8.98
	<i>Youth</i>	12	18	14	19									42	63	21	50%	2.14	3.22
	<i>Alcohol</i>	13	15	24	13									62	65	3	5%	3.16	3.32
	Deliberate Fires	0	1	2	2									4	5	1	25%	0.19	0.23
	Average Quarterly Score	Cleanliness Score	95	90	92										94	92	-2	-2%	N/A
Graffiti (reactive)		7	1	7										7	15	8	114%	0.36	0.77
Fly-Tipping (reactive)		22	20	72										57	114	57	100%	2.91	5.82
Dog Fouling (reactive)		1	7	8										6	16	10	167%	0.31	0.82
Unemployment		515	488	480	466									2511	1949	-562	-22%	117.26	91.02

This page is intentionally left blank



Page 41

Radford and Park

Area Committee Report

April - June 2015

Ward Priorities 2015 /16

Theme	Priorities	Key Actions	Outcome	Lead
Families	strengthen offer for children and young people.	Continues to support Radford Children and Youth activities and, where feasible, develop grass root youth projects. Schemes currently in place include UNITY football, John Carroll sports sessions and Radford Primary school youth club and activities through 4B's team (Building Bridges, Breaking Barriers)	Families will be healthier, fitter and emotionally resilient with an enjoyable and safe place for children to grow up	Family and Community
Health Page 42	Promoting positive mental health among students and residents Cycling	Deliver mental health training to front line workers who have regular interactions with residents and students. Ongoing – University Student Services offer a wide range of support for the mental health of students. To work with local schools and the wider community to encourage greater take up of cycling as a route to promoting healthy lifestyles Continue to develop routes on Castle Boulevard as part of the Western Cycle Corridor 2016/17.	Enable workers who regularly engage with citizens and students to use opportunities to promote mental well being. Improved health outcomes	Health Promotion University of Nottingham Nottingham Cycling City Investment Programme
Working	Increase in training and employment opportunities including apprenticeships	Castle Cavendish supporting 18-24 year olds to access work and training or education through the youth contract delivery model. NCC funded two part time Community Employment Workers through Castle Cavendish. Step into Work Project – £139k funding for Area 4. Also separate funding to set up local work clubs. Radford work club site to be identified.	More local people accessing training and employment	Employment and Skills Castle Cavendish

Theme	Priorities	Key Actions	Outcome	Lead
Neighbourhoods Page 43	Improve alleyways, cleansing and resident security.	Glentworth, Grimston, Wordsworth alleyways project to improve community safety.	Community safety Cleaner streets	City Services
	New Build sites – improvements to wider areas	Multi agency work to address community safety, waste management and environmental concerns i.e. Clifford Street, Highhurst Street, Radford Mill area	Smooth transition for residents moving into the area, Safer neighbourhoods.	NCH
	Recycling	Improve the recycling offer for students, identify and install additional recycling banks, identify areas where recycling rates could be increased.	Higher recycling rates	City Services
	Parks and Open spaces	Ongoing programme of development to promote play and open space areas with priority towards Radford Recreation Ground, John Carroll play area and Ilkeston Road Memorial Garden / Wallen Street play facilities.	Improved facilities and increased use of parks and open spaces	Parks City Services
	Traffic Regulation	Implement all existing TRO's within the Ward	Safer parking Cleaner / safer	Traffic Management City services
	Fly tipping hotspots	Implement Garfield Road fencing / storage project	Balanced communities	Regeneration
	Derelict sites and regeneration	Key areas to regenerate - Forest Mills, Sandfield Centre, Salisbury Street, Alfreton Road / Grimston corner (Blueprint), Radford Mills		
	Upgrading fencing	Coleridge Road area - fencing project	Environmental uplift	NCH
Safer	Reduce anti social behaviour (ASB) and burglaries	High visibility patrols, including Operation Graduate and partnership working with local businesses within Castle Retail Park, Canning Circus and Alfreton Road areas..	Community safety	Police / CPO's
		St Peters – high visibility patrols to further reduce drinking, littering, dog fouling and rough sleepers	Increased use of park areas	Police / PCSO's CPO's
	Vehicle crime	Deterring and detecting car crime.	Reduction in thefts	Police / PCSO's / CPO's
	Private rented housing sector	Take actions against rogue landlords	Safer homes	Environmental Health / CPO's

Community Engagement

Ward Walks

Police Beat area	Date/Time	Meeting Point (areas covered)
Park	9 April (2.30pm)	Tennis Drive
Leen	11 June 2015 (2.30pm)	Meden Gardens, Poulter Close, Maun Avenue
Radford West	9 July 2015 (2.30pm) 13 August 2015 (2.30pm)	Lonsdale Road,, Croydon Road area Clifford Street, Argyle Street area

Page 4/4

Community Meetings

Group	Date / time	Venue
Radford West Residents Group	Tuesdays 14 April, 12 May, 9 June	Mellers Primary School, Norton Street
Radford and Leen Tenants and Residents Group	Tuesdays 21 April, 19 May, 16 June (6.45pm)	St Peter's Church Hall, Churchfield Lane, Radford

Community Engagement

Events Delivered

Event	Lead Partners	Date/Time	Venue
Area 4 Community Jobs Fair	Castle Cavendish	9 April 2015 10am - 3pm	All Souls Centre
Memorial Gardens consultation	Dunkirk Lenton Forum, PRIMARY Arts,	14 April 1pm – 5pm	Ilkeston Road Memorial Gardens

Future Events and Activities Planned (Quarter 2)

Event	Lead Partners	Date/Time	Venue
St Peter's park clean up	Radford and Leen Residents Group, St Peter's Church, City Council	Wednesday 8 July 10am – 12noon	St Peter's Church, Churchfield Lane
Elderly persons engagement	Radford Visiting Scheme (RVS)	Thursday 30 July 10.30am – 12 noon	Garfield Court
NCH fencing scheme – door knocking	Neighbourhood Development Officer / Councillors	Tuesday 11 August 5.30pm – 7pm	Coleridge Road / Norton Street areas
Western Cycle Corridor – consultation (Castle Boulevard)	Nottingham Cycle City	Monday 17 August – all day	Peverill Drive
MELA celebration	Muslim Women's Group	Saturday 29 August 11am – 4pm	Radford Recreation Ground
Curry in the Park	City Council, University of Nottingham, Muslim Women's Group, All Souls Food	Saturday 10 October (12.00 - 4pm)	Radford Recreation Ground

Finance

Ward Councillor Budgets:

Total Amount allocated this period £1,947

Budget Remaining Unallocated £13,335.96

Area Capital Fund 2015/16:

Total Amount allocated this period: Nil

Budget Remaining Unallocated £65,411 (Local Transport Plan £55,000 Public Realm £10,673)

Other funding:

NCH: Environment Budget 2015/16: £12,990

Section 106 / other: None

SUMMARY PERFORMANCE REPORT

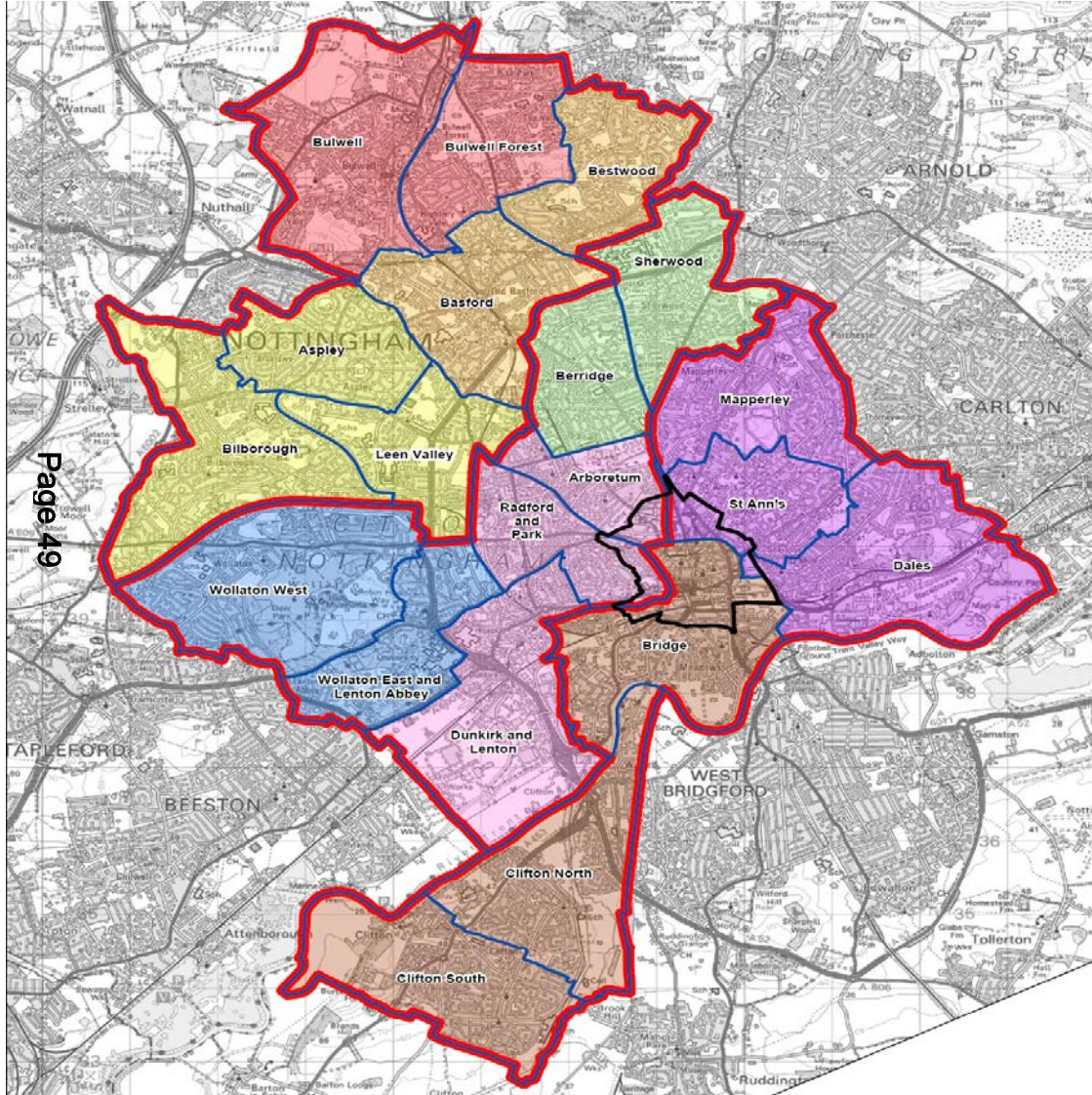
AREA 4 : Quarter 4

Radford and Park

Page 47

Ward	Category	Qtr 1				Qtr 2				Qtr 3				Qtr 4			
		2013-14	2014-15	Volume +/-	% Change	2013-14	2014-15	Volume +/-	% Change	2013-14	2014-15	Volume +/-	% Change	2013-14	2014-15	Volume +/-	% Change
Radford & Park	Criminal Damage	35	42	7	20%	33	0	-33	-100%	40	0	-40	-100%	47	0	-47	-100%
	Theft	134	95	-39	-29%	99	0	-99	-100%	112	0	-112	-100%	111	0	-111	-100%
	Violence	51	72	21	41%	54	0	-54	-100%	64	0	-64	-100%	50	0	-50	-100%
	Dwelling Burglary	56	26	-30	-54%	33	0	-33	-100%	38	0	-38	-100%	25	0	-25	-100%
	All Crime	434	351	-83	-19%	313	0	-313	-100%	403	0	-403	-100%	391	0	-391	-100%
	ASB	204	261	57	28%	273	0	-273	-100%	206	0	-206	-100%	189	0	-189	-100%
	Deliberate Fires	2	2	0	0%	11	0	-11	-100%	1	0	-1	-100%	3	0	-3	-100%
Average Qtrly score	Cleanliness Score	86	63	-23	-27%	87	0	-87	-100%	87	0	-87	-100%	32	0	-32	-100%
	Graffiti	45	46	1	2%	13	0	-13	-100%	34	0	-34	-100%	12	0	-12	-100%
	Fly-Tipping	75	141	66	88%	66	0	-66	-100%	46	0	-46	-100%	20	0	-20	-100%
	Dog Fouling	207	30	-177	-86%	116	0	-116	-100%	170	0	-170	-100%	58	0	-58	-100%
	Unemployment	2287	1915	-372	-16%	2156	0	-2156	-100%	2031	0	-2031	-100%	2027	0	-2027	-100%

This page is intentionally left blank



Page 49

Arboretum

Area Committee Report

April - June 2015

Ward Priorities

Theme	Priorities	Key Actions	Outcome – Apr– Jun 2015	Lead
Safer Page 50	Reduce Burglary Reduce Violent Crime Reduce Anti Social Behaviour relating to Alcohol/drug use (on street.)	Operation Outpour (which targets The Forest) is still running every Friday and Saturday 1600-0100. . Raise awareness of Domestic violence and abuse. Increase the number of confiscations' Reduce drug/alcohol use on all of the local Parks.	Burglary is up -2% YTD with 46 offences this quarter. Violent crime is up 20% YTD with 157 offences . Domestic Violence is up 61 offences YTD. The DV plan is reviewed every month. Recorded confiscations for this quarter is down. There were 118 actual confiscations YTD. Op Absenter has been running since April. 2014 There are 3 more dates in May and 9 in June 2015.	Police/ Community Protection
Neighbourhoods	Reduce Bins on street. Reduce Fly Tips & Dog Fowling.	Increase enforcement action. Increasing education of local residents. Increase street cleansing via the Hyson Green Action Plan. Deliver phase 2 of the fencing project in Hyson Green.	March Stats: 26 FPN's and CP notices issued to residents 17. Dog fouling operations have seen a marked reduction in reported incidents resulting in a -63% drop in offences. Environmental incidents eg, fly tipping ,Graffiti, Trade waste and noise totaled 75 incidents reported. No increase YTD of graffiti which is 13 actual incidents. Environmental issues are ongoing at small local car parks which are being cleared daily in some instances. The second phase is now complete.	Community Protection & City Services
Families	1 A learning City 2 Resilience in Children, families and communities 3 Healthy Minds and relationships	Provide regular play opportunities for children on Bridlington Park. Deliver 4 themed projects under Healthy Minds and relationships.	Bridlington Street Park has been identified as a starting point for this work . The team has been asked to support work gathering data via a youth questionnaire In June.	Early Help Service

Health	<p>Raise Awareness of positive mental health in communities.</p> <p>Reduce Childhood obesity</p> <p>Reduce Alcohol Consumption</p>	<p>Deliver mental health awareness training to front line workers.</p> <p>A children's strategy is being developed.</p> <p>An alcohol strategy is being developed.</p>	<p>This information has not been sent in time for this report.</p> <p>TBC</p> <p>TBC</p>	<p>Public Health</p>
Working	<p>Increase in training and employment opportunities.</p>	<p>Improve service provision for training education services to support residents who need help in accessing job search, training courses, CV writing.</p>	<p>2 years of funding secured for unemployed 18 – 24 years olds to access, training and jobs in the area through the Youth Contract. Delivery model and partners has been developed.</p> <p>The data requested has not been sent in time for this report.</p>	<p>Chris Grocock Economic Development & Castle Cavendish Dave Brennan</p>

Community Engagement

Ward Walks

Area/Estate	Date/Time	Meeting Point
Hyson Green Patch 1 Arboretum Patch 1	12/04/15 at 10am – 12. 10/06/15 at 1.00pm – 3pm	Mary Potter Centre
Arboretum Patch 2 Hyson Green Patch 2	09/04/15 at 10am – 12. 09/07/15 at 1.00pm – 3pm	Mary Potter Centre
Arboretum Patch 1 Hyson Green	12/05/15 at 10.00am - 12.00. 21/04/15 at 11.00am – 12.30	Mary Potter centre

Community Meetings

Group	Date	Venue
LAG	06/05/15 at 6.00 –7.00pm 17/06/15 at 6.00 – 7.00pm 22/07/15 at 6.00 – 7.00pm	Mary Potter centre
NBFE	15/05/15 at 1.00 – 2.30pm and 20/07/15 at 5.30 – 6.30pm	Marcus Garvey Centre
Sign to Polish Success	09/06/15 at 5.00 – 6.00pm	Tennyson Street
St Paul's Avenue and Pleasant Row AGM	28/04/15 at 6.00pm – 7.30	Mary Potter Centre
Forest Recreation Ground Development Group	18/06/15 at 10am -12.	Forest Pavilion

Community Engagement

Events Delivered

Event	Lead Partners	Date/Time	Venue
Community Partnership Forum LAG	CPF - Public Meetings Police	23/4/15 5.30 – 7.30pm 27/4/15 6-8pm 1/4/15 6-7pm	Mary Potter Centre Marcus Garvey Centre Mary Potter centre
Bridlington Street children's & Young people's. Survey (To Collect Cohesion data this was made accessible on line).	Neighbourhood Management	25/05/15 – 08/06/14	Hyson Green Youth Club, Early Help Team, Djanogly School, Bridlington Street Area.
Jobs Fair	Castle Cavendish	20/05/15 at 11.00am – 12.	Mary Potter Centre

Future Events and Activities Planned

Event	Lead Partners	Date/Time	Venue
LAG Meeting	Police	TBC	Mary Potter Centre
Community Partnership Meeting	Community Partnership Forum	06/07/15 at 6.00 - 8.00pm 27/07/15 at 6.00 – 8.00pm	Marcus Garvey Centre
Hyson Green Festival	Hyson Green Festival Group	08/08/15 at 12.00 – 6.00pm	Forest Rec
Bridlington Street Park Community Cohesion Event	Neighbourhood Management	30/07/15 at 4 – 8.00pm 13/08/15 at 3.30 – 7.30pm	Bridlington Street

Finance

Ward Councillor Budgets

Total Amount allocated this period £3,336

Budget Remaining Unallocated £550 (inc of 2014-15 allocation)

Budget Allocation for 2015-16: £10,000

Area Capital Fund

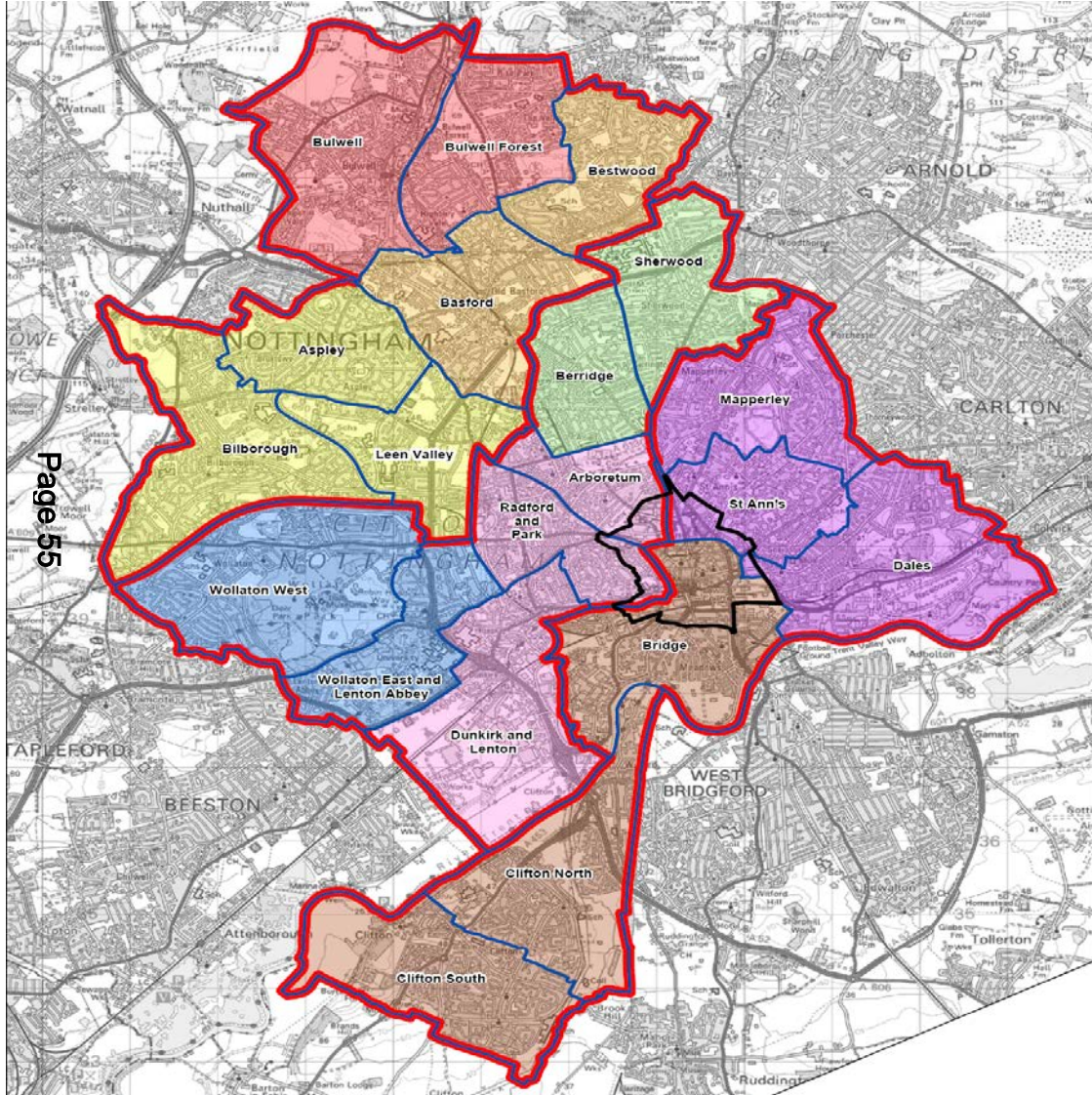
Total Amount allocated this period £6,500

Budget Remaining Unallocated £94,767 (inc of 2015-16 allocation) – Local Transport Plan (£66,917) and Public Realm (£27,850)

Others – Section 106, NCH Environmentals, Other Funding

To be confirmed

£ (this period 2015 -16 see NCH report)



Page 55

Dunkirk and Lenton

Area Committee Report

Unofficial April to June 2015
Data

Ward Priorities 2015

Theme	Priorities	Key Actions	Outcome April- June 2015	Lead
<p style="text-align: center;">Page 56</p>	<p>Tackle noise nuisance</p>	<ul style="list-style-type: none"> Noise awareness Campaign Increase reporting More effective response to noise nuisance 	<ul style="list-style-type: none"> Local CPO's visited 100 properties this quarter to tackle noise nuisance Nottingham University worked with Noise Pollution on a campaign via social media in regard to end of year noise. ASB car has been deployed evenings and Friday/Saturday nights until early morning to directly deal with noise incidents 7 Community Protection Orders were issued A new campaign will be launched in Sep 2015 aimed at newly arrived students in the ward During Student Week Of Action in Oct 2015 noise awareness messages will be communicated to students in hotspot areas. 	<p>Neighbourhood Services Community Protection University of Nottingham Police</p>
	<p>Enviro-crime</p> <ul style="list-style-type: none"> •Improve recycling •Tackle bins on pavements and messy gardens 	<ul style="list-style-type: none"> • Improve the recycling offer for students especially areas designated for orange bag scheme • Tackle waste issues on Lenton Blvd • Increase enforcement action in hotspot areas • Promote Student Text alert • A survey or focus group on good practices for waste management by students for students • Increase street cleansing • NAT to focus on tackling messy gardens 	<ul style="list-style-type: none"> • Student Waste Plan was successful in clearing end of year clear outs across the ward. • British Heart Foundation clothing banks in the area proved successful again. • Bins on Street Fixed Penalty Notices (s.46) – 93 issued this quarter • Letter Before Action for messy gardens – 371 notices issued this quarter. If occupants do not comply details are passed to Environmental Health. • All properties designated for orange bag scheme will be visited by NCC officers by end of Dec 2015 • Recycling Team are looking at setting up survey to collect data on good waste practices • Students will be encouraged to sign up to text alert at SWOA • Lenton Blvd Improvement project has been set up to look at improving the physical appearance of the main route into the ward which will include tackling waste issues. Mapping of all issues on the road will start in Sep 2015. 	<p>Neighbourhood Services Community Protection Nottingham University NAG EMPO</p>

Theme	Priorities	Key Actions	Outcome Jan – March 2015	Lead
Safer	Reduce burglaries	<ul style="list-style-type: none"> • High visibility patrols • Police operations • Increase local citizens confidence • Crime prevention activities • Take actions against Rogue landlords • Deliver campaigns to raise awareness of students on securing doors and windows 	<ul style="list-style-type: none"> • Operation Graduate and Coconing ongoing, reducing burglaries by Police presence and visibility. • Police continue to focus on Lenton Drives and Dunkirk residential area targeting houses which have been burgled. • Part of the Welcome Weeks in Sep 2015, Police and CPO will be working in partnership to door knock on student properties to raise awareness on burglary and how to keep properties safe. • Targeting offenders continues. • 18 dwelling burglaries this quarter compared to 34 in the same period last year. 	Police University of Nottingham Community Protection
	Cycling on pavement	<ul style="list-style-type: none"> • Improved and safer walking and cycling provision in the area • Promote walking routes in the local parks • Create links between new green spaces to make cycling and walking a safer and pleasant experience 	<ul style="list-style-type: none"> • Western cycle corridor being developed by Traffic and Safety team to improve cycling. 1ST phase of design from Caste Bridge Rd to Dunkirk Flyover being developed, second phase Highfield to Woodside Rd roundabout on hold • CPO's are stopping and issuing warning and advise to cyclists. Once Tram works are completed and signage is clearer, TOR's (FPN's) will be issued. 	Traffic Safety Community Protection
Health	Promote Healthy lifestyles and mental health and wellbeing	<ul style="list-style-type: none"> • Enable workers who regularly engage with citizens and students to use opportunities to promote positive mental health and wellbeing. 	<ul style="list-style-type: none"> • On-going, Student Services at the University offers a wide range of support for the mental health of students . • Let's get together, wellbeing in Dunkirk and Lenton project initiated in March, official launch on 21st Sept. <p>DLPF offer Tasty Tuesdays at Thomas Helwys Church, Befriending scheme and support Sherwin Community Garden</p>	Health Promotion Nottingham University DLPF
Employment	Improve employability and training for 24-35s who have been out of work	<ul style="list-style-type: none"> • Signposting young people towards job clubs and apprentices • More local people accessing training and employment • Promote local job clubs 	<ul style="list-style-type: none"> • Job clubs at Dunkirk and Lenton Partnership Forum on Tuesday from 1pm to 3pm. • Job Club at Dunkirk Community Centre on Thursday 12pm to 2pm offering IT access, printing and employment advice, info and guidance. 	DLPF Dunkirk Community Centre Castle Cavendish
Family	Improve dialogue with young people and promote activities	<ul style="list-style-type: none"> • Activity is more visible in community. • Local people including young people are awareness of activities on offer • Promote play & youth activities 	<ul style="list-style-type: none"> • Dunkirk Children Centre will close end of Aug 2015 • The youth session at The Lenton Centre will be reviewed early Sep 2015. • Dunkirk Community Centre delivered one week play-scheme, approx 25 local children attended daily 	Family and Community Activ8th DOLCA

Community Engagement

Ward Walks

Area/Estate	Date/Time	Meeting Point
Dunkirk and Abbey Bridge area	Tue 14th April 2015, 9.15am to 10.30am	Dunkirk Community Centre
Penn Ave and surrounding area	Tue 12th May 2015, 9.15am to 10.30am	Penn Ave car park
Hillside and QMC	Tue 9th June, 9.15am to 10.30am	Hillside shops

Community Meetings

Group	Date	Venue
Dunkirk Community and Neighbourhood Watch Meeting	Wednesday 20 th May 2015, 6pm	Dunkirk Community Centre
Lenton Community meeting	Tuesday 14 th July 2015, 5.30pm	Thomas Helwys Baptist Church
NAG Meeting	Wednesday 27 th May 2015, from 6.30pm onwards.	St Mary's Church
Tasty Tuesdays in Lenton And free food parcels	Every Tuesday 6pm	Thomas Helwys Baptist Church

Community Engagement

Events Delivered

Event	Lead Partners	Date/Time	Venue
Penn Ave Fun afternoon	Neighbourhood Services and NCH	7 th July 2015, 3pm to 5pm	Penn Ave flats
family Trip to the seaside	Thomas Helwys Baptist Church	July 18 th 2015, all day	Thomas Helwys Baptist Church
Abbey Bridge improvement celebrations	Neighbourhood Services and NCH	13 th August 2015, 11am to 3pm	Coleby Ave

Future Events and Activities Planned

Event	Lead Partners	Date/Time	Venue
Ward walks	Councillors / NAT	8 th Sep, 13 th Oct, 10 th Nov (9.15am)	Dunkirk, Penn Ave, Hillside and QMC
Dunkirk Community and Neighbourhood Meeting	Councillors	Wed 9 th Sep, 6pm	Dunkirk Community Centre
Day of Action outside Hillside shops and QMC	Neighbourhood Services	17 th Sep, all morning	Hillside shop and QMC
Lenton Community meeting	Councillors	Tues 13 th Oct, 5.30pm	Thomas Helwys Baptist Church
Student Week of Action	Neighbourhood Services and NAT partners	Week commencing 12 th Oct 2015	Area 4 wards
Let's get together project launch	Thomas Helwys Baptist Church and DOLCA	21 st Sep, 11am to 2pm	Thomas Helwys Baptist Church
Martin-mass fair 2015	Dunkirk and Lenton Partnership Forum	31 st October 2015, 12pm to 5pm	Lenton Priory, Gregory St

Finance

Ward Councillor Budgets

Total Amount allocated this period £12,425.00

Budget Remaining Unallocated £7575

Area Capital Fund

Total Amount allocated this period £12,237

Budget Remaining Unallocated £56,819 (inc 2015 allocation)

Others – Section 106, NCH Environmentals, Other Funding

NCH Environmental

Total Amount allocated this period approx £37,433

Budget Remaining Unallocated £37,433

ARBORETUM, DUNKIRK AND LENTON, RADFORD AND PARK AREA COMMITTEE
23 SEPTEMBER 2015

Title of paper:	AREA CAPITAL FUND – 2015/16 PROGRAMME	
Director(s)/ Corporate Director(s):	Andy Vaughan Strategic Director for Commercial and Neighbourhood Services	Wards affected: Arboretum Dunkirk and Lenton Radford and Park
Report author(s) and contact details:	John Marsh, Central Locality Manager John.marsh@nottinghamcity.gov.uk Tel: 0115 8838467 Rob Gabbitas, Neighbourhood Development Officer Rob.gabbitas@nottinghamcity.gov.uk Tel: 0115 8838472 Iffat Iqbal, Neighbourhood Development Officer Iffat.iqbal@nottinghamcity.gov.uk Tel: 07985221347 Linda Wright, Neighbourhood Development Officer Linda.wright@nottinghamcity.gov.uk Tel: 0115 8838473	
Other colleagues who have provided input:	Nancy Hudson, Projects Officer, Highways Services Nancy.hudson@nottinghamcity.gov.uk Tel: 0115 8765633	
Date of consultation with Portfolio Holder(s) (if relevant)		
Relevant Council Plan Strategic Priority:		
Cutting unemployment by a quarter		<input type="checkbox"/>
Cut crime and anti-social behaviour		x
Ensure more school leavers get a job, training or further education than any other City		<input type="checkbox"/>
Your neighbourhood as clean as the City Centre		x
Help keep your energy bills down		<input type="checkbox"/>
Good access to public transport		<input type="checkbox"/>
Nottingham has a good mix of housing		<input type="checkbox"/>
Nottingham is a good place to do business, invest and create jobs		<input type="checkbox"/>
Nottingham offers a wide range of leisure activities, parks and sporting events		x
Support early intervention activities		<input type="checkbox"/>
Deliver effective, value for money services to our citizens		x
Summary of issues (including benefits to citizens/service users):		
This report details the latest allocation for the Local Transport Plan (LTP) element under the Area Capital Fund for highways and footways. It also highlights schemes which have recently been prioritised by Ward Councillors for approval by the Area Committee in accordance with the City Council's Constitution.		
Recommendation(s):		
1	To note the monies available to Arboretum, Dunkirk and Lenton and Radford and Park Wards, as outlined in Appendix 1.	
2	To approve new schemes prioritised by Ward Councillors since the last Area Committee meeting, as detailed in Appendix 1 (shown as non-shaded).	

1. REASONS FOR RECOMMENDATIONS

- 1.1 The Area Capital Programme was established to improve the environment of the neighbourhoods and to create a sense of place for residents in order to improve the quality of life of local people. Since it was established in 2006 to meet the then corporate priority of “Transforming Neighbourhoods”, the Area Capital Fund has included a total programme expenditure portfolio of £40 million. The improvements that have been carried out to date using this programme have included footpaths, fences, visual enhancements to the public realm, refurbishment of parks and improvements to public buildings.
- 1.2 Resources are allocated from the Nottingham City Council General Fund, the LTP and the Housing Revenue Account (HRA). To achieve a joint approach to environmental improvements in neighbourhoods, a greater degree of flexibility has been established to prioritise and deliver improvements so that there is a synergy in local solutions for local issues across neighbourhoods.
- 1.3 The Nottingham LTP strategy 2011- 26 maintains a commitment to deliver local transport improvements across Nottingham’s Neighbourhoods and prioritises small scale transport improvements of importance to local communities
- 1.4 As part of the budget process Nottingham City Council approved in March 2015 an LTP capital allocation of 31.25million citywide between 2015 -16
- 1.5 The Area Committee is invited to comment specifically on those schemes identified in the proposals column and also to consider whether certain schemes can be linked to other programmes of work in order to generate best value and create a greater impact on the local area.

2. BACKGROUND (INCLUDING OUTCOMES OF CONSULTATION)

- 2.1 The Nottingham LTP 2011-2026 maintains a commitment to deliver local transport improvements across Nottingham’s neighbourhoods and prioritises small scale transport improvements of importance to local communities.
- 2.2 As part of the budget process Nottingham City Council has approved an LTP capital allocation of £2.5 million citywide for 2013 - 2015.
- 2.3 This process provides an opportunity for the Area Committee to make comment on suggested schemes and their progress.
- 2.4 Area Capital Fund schemes, including the LTP element, have been identified through various methods including consultation, citizen feedback via Councillors Casework and partnership working. Discussions on potential schemes take place at monthly Neighbourhood Action Teams (NAT) meetings, regular briefings with Ward Councillors and monthly ward walks across neighbourhood police beats.

3. OTHER OPTIONS CONSIDERED IN MAKING RECOMMENDATIONS

- 3.1 None

4. FINANCE COMMENTS (INCLUDING IMPLICATIONS AND VALUE FOR MONEY/VAT)

4.1 Bringing together the various strands which form part of the Area Capital Programme enables the City Council to respond efficiently in delivering on public realm improvements as identified by local people.

5. LEGAL AND PROCUREMENT COMMENTS (INCLUDING RISK MANAGEMENT ISSUES, AND LEGAL, CRIME AND DISORDER ACT AND PROCUREMENT IMPLICATIONS)

5.1 A Risk Register has been produced and is monitored regularly.

6. EQUALITY IMPACT ASSESSMENT

6.1 Not needed

7. LIST OF BACKGROUND PAPERS OTHER THAN PUBLISHED WORKS OR THOSE DISCLOSING CONFIDENTIAL OR EXEMPT INFORMATION

7.1 Highways Framework Agreement.

8. PUBLISHED DOCUMENTS REFERRED TO IN COMPILING THIS REPORT

8.1 Executive Board Report, 24 February 2015, as part of item 15, Medium Term Financial Plan 2015/16 – 2017/18, under Annex3, Capital Programme.

This page is intentionally left blank

Arboretum Area Capital 2015 - 2016 Programme

Arboretum LTP schemes

Location	Type	Councillor Prioritised / Area Committee Approved	Estimate	Estimated start date	Completed	Details

Total LTP schemes* £0

Arboretum Public Realm schemes

Location	Type	Councillor Prioritised / Area Committee Approved	Estimate	Estimated start date	Completed	Details
Hyson Green fencing	fencing	Prioritised 18 August 2015	£6,500			Additional contribution to joint NCH fencing project in Hyson Green area - lead service: NCH
Arboretum Ward trees	tree works	Approved June 2015	£5,000	tbc		Contribution to 3 year city-wide programme of felling inappropriately placed trees and replacement tree planting - lead service: Parks & Open Spaces

Total Public Realm schemes** £11,500

Arboretum Withdrawn schemes

Location	Type	Reason	Amount	Details

Total Decommited*** £0

2015-2016 LTP allocation £65,000

LTP carried forward from 2013-2015 £1,917

2015 - 2016 Public Realm allocation £39,350

Public Realm carried forward from 2013-2015 £0

Total Available 2015 - 2016 ACF £106,267

*Less LTP schemes - £0

**Less Public Realm schemes - £11,500

***Decommited funds + £0

Remaining available balance £94,767

LTP element remaining £66,917

Public Realm element remaining £27,850

Dunkirk & Lenton Area Capital 2015 - 2016 Programme

Dunkirk & Lenton LTP schemes

Location	Type	Councillor Prioritised / Area Committee Approved	Estimate	Estimated start date	Completed	Details
Marlborough Street	drainage	Prioritised 21 May 2015	£1,784			Installation of new gully to facilitate drainage on Marlborough Street
Lenton Drives	bollards	Prioritised 12 June 2015	£4,500			Installation of drop down bollards on Harrington, Harlaxton and Rolleston Drives to improve road safety - lead service: Network Management

Total LTP schemes* £6,284

Dunkirk & Lenton Public Realm schemes

Location	Type	Councillor Prioritised / Area Committee Approved	Estimate	Estimated start date	Completed	Details
Sherwin Road community garden	trees	Prioritised 21 May 2015	£3,476			Pruning and management of trees to improve community garden on Sherwin Road

Total Public Realm schemes** £3,476

Dunkirk & Lenton Withdrawn schemes

Location	Type	Reason	Amount	Details

Total Decommited*** £0

2015-2016 LTP allocation £39,000

LTP carried forward from 2013-2015 £6,781

2015 - 2016 Public Realm allocation £23,750

Public Realm carried forward from 2013-2015 £3,001

Total Available 2015 - 2016 ACF £72,532

*Less LTP schemes - £6,284

**Less Public Realm schemes - £3,476

***Decommited funds + £0

Remaining available balance £62,772

LTP element remaining £39,497

Public Realm element remaining £23,275

Radford & Park Area Capital 2015 - 2016 Programme

Radford & Park LTP schemes

Location	Type	Councillor Prioritised / Area Committee Approved	Estimate	Estimated start date	Completed	Details
Radford & Park Ward crossings	dropped crossings	Prioritised 11 August 2015	£10,000			Provision of four pairs of dropped crossings at identified locations across the ward - lead service: Traffic & Safety

Total LTP schemes* £10,000

Radford & Park Public Realm schemes

Location	Type	Councillor Prioritised / Area Committee Approved	Estimate	Estimated start date	Completed	Details
Radford Boulevard	gating	Prioritised 18 August 2015	£1,238			Gating scheme in Radford Boulevard / Ilkeston Road area - lead service: Neighbourhood Management
Radford Ward trees	tree works	Prioritised 11 March 2015	£5,000			Contribution to 3 year city-wide programme of felling inappropriately placed trees and replacement tree planting - lead service: Parks & Open Spaces
Radford Ward area	area improvement	Prioritised 27 May 2015	£33,500			Contribution to joint scheme in partnership with NCH to improve and replace fencing in identified locations across the ward - lead service: NCH

Total Public Realm schemes** £39,738

Radford & Park Withdrawn schemes

Location	Type	Reason	Amount	Details

Total Decommited***	£0
2015-2016 LTP allocation	£65,000
LTP carried forward from 2013-2015	£0
2015 - 2016 Public Realm allocation	£38,850
Public Realm carried forward from 2013-2015	£11,561
Total Available 2015 - 2016 ACF	£115,411
*Less LTP schemes	- £10,000
**Less Public Realm schemes	- £39,738
***Decommited funds	+ £0
Remaining available balance	£65,673
LTP element remaining	£55,000
Public Realm element remaining	£10,673

This page is intentionally left blank

AREA 4 COMMITTEE – ARBORETUM, DUNKIRK AND LENTON AND RADFORD AND PARK - SEPTEMBER 23rd 2015

Title of paper:	AREA COMMITTEE COMMUNITY REPRESENTATIVES	
Director(s)/ Corporate Director(s):	John Marsh, Central Locality Manager 0115 8838467 John.marsh@nottinghamcity.gov.uk	Wards affected: Arboretum, Dunkirk and Lenton, Radford and Park
Report author(s) and contact details:	Linda Wright – Neighbourhood Development Officer, Arboretum linda.wright@nottinghamcity.gov.uk 0115 8838473 Iffat Iqbal, Neighbourhood Development Officer, Dunkirk and Lenton Iffat Iqbal@nottinghamcity.gov.uk 07985221347 Rob Gabbitas – Neighbourhood Development Officer, Radford and Park rob.gabbitas@nottinghamcity.gov.uk 0115 8838472	
Other colleagues who have provided input:		
Date of consultation with Portfolio Holder(s) (if relevant)		
Relevant Council Plan Strategic Priority:		
Cutting unemployment by a quarter		<input type="checkbox"/>
Cut crime and anti-social behaviour		<input type="checkbox"/>
Ensure more school leavers get a job, training or further education than any other City		<input type="checkbox"/>
Your neighbourhood as clean as the City Centre		<input type="checkbox"/>
Help keep your energy bills down		<input type="checkbox"/>
Good access to public transport		<input type="checkbox"/>
Nottingham has a good mix of housing		<input type="checkbox"/>
Nottingham is a good place to do business, invest and create jobs		<input type="checkbox"/>
Nottingham offers a wide range of leisure activities, parks and sporting events		<input type="checkbox"/>
Support early intervention activities		<input type="checkbox"/>
Deliver effective, value for money services to our citizens		x
Summary of issues (including benefits to citizens/service users):		
<p>The report invites the Area Committee to formally appoint Community Representatives from the Arboretum, Dunkirk and Lenton and Radford and Park Wards onto the Area 4 Committee as required by the Terms of Reference for the role of Area Committee Community Representatives.</p> <p>Local organisations are invited annually to nominate a representative to the Area Committee. The role of the community representative and the procedure for accepting nominations is outlined in Appendix and list of nominations is presented in Appendix 2.</p>		
Recommendation(s):		
1	That the Area Committee formally <i>note the appointments of</i> Area Committee Community Representatives from the Arboretum, Dunkirk and Lenton and Radford and Park Wards as highlighted in Appendix 2, to the Area Committee for the municipal year 2015/2016.	

1. REASONS FOR RECOMMENDATIONS

- 1.1 The Council’s constitution requires Area Committees to formally confirm Community Representatives at the start of the municipal year and encourage citizens living in the ward to become involved in the democratic decision making process alongside Councillors.

2. BACKGROUND (INCLUDING OUTCOMES OF CONSULTATION)

- 2.1 Each year the Area Committee invites nominations from relevant groups and organisations and appoints representatives from the wards. Nominations are attracted from groups that are active in the area, but there is also the need to ensure that the Committee reflects the views of all sectors of its community.
- 2.2 The role of the Community Representatives on an Area Committee has been designed to bring citizens living in the area in question into the democratic decision making process alongside Councillors.
- 2.3 The revised Terms of Reference for the role of Area Committee Community Representatives include guidance on the selection and the role of the Community Representative and is designed to help achieve reflective representation of the ward.
- 2.4 The Council's constitution requires Area Committees to confirm community representatives at the start of each municipal year, normally a meeting in May and the Neighbourhood Development Officers have been liaising with local community groups in advance of this meeting.
- 2.5 Nomination forms were sent out along with the Terms and References to groups and organisations on the basis that it provides a geographical representation of the ward.
- 2.6 Completed nomination forms and expression of interest for Community Representatives onto the Area 4 Committee for this municipal year were received from groups and community organisations and these are listed in Appendix 2

3. OTHER OPTIONS CONSIDERED IN MAKING RECOMMENDATIONS

- 3.1 None

4. FINANCE COMMENTS (INCLUDING IMPLICATIONS AND VALUE FOR MONEY/VAT)

- 4.1 That the Area Committee set aside a small budget for the payment of travel and care costs for Community Representatives

5. LEGAL AND PROCUREMENT COMMENTS (INCLUDING RISK MANAGEMENT ISSUES, AND LEGAL, CRIME AND DISORDER ACT AND PROCUREMENT IMPLICATIONS)

- 5.1 None

6. EQUALITY IMPACT ASSESSMENT

The appointment of community representatives will provide an opportunity for voluntary groups to be part of the area committee process alongside the views of the elected representatives which will help to promote a level of discussion, debate and decision making to reflect the views of the wider area 4 community

7. **LIST OF BACKGROUND PAPERS OTHER THAN PUBLISHED WORKS OR THOSE DISCLOSING CONFIDENTIAL OR EXEMPT INFORMATION**

None

8. **PUBLISHED DOCUMENTS REFERRED TO IN COMPILING THIS REPORT**

None

This page is intentionally left blank

Appendix 1

The Role of Community Representatives

- You will be encouraged to act as an ambassador for the Area Committee to help to raise the profile of the work done by the Area Committee.
- You should attend all Area Committee meetings, events and training, wherever possible.
- If you cannot attend the meetings try to find someone who will cover for you.
- You should represent the views of residents and of your group or community who live and work in the area.
- You will be encouraged and entitled to speak on all items discussed at Area Committee meetings.
- Events and training will be held for you to give you the confidence and knowledge to be actively involved with the Area Committee. We will ask you what training and events you would like.
- You will be invited to put forward items for discussion at the Area Committee meetings. You will need to do this at least 3 weeks before the date of the meeting.
- You will be encouraged to tell us when things are not running well.
- You will find it much easier to fulfill your role if you have read the reports before the meeting and, if possible, had a chance to discuss the report with your community group. Everyone will benefit from this as it allows the community representatives to play a much more active role and makes for a more effective and informed contribution to discussions and debate.
- Most importantly, any relevant information should be passed back to your community group to any local friends, neighbours or colleagues. None of the information made available during the meetings are secret or confidential.
- One of the biggest challenges for the Area Committee is to keep people informed. Your agreement to pass on information, display and distribute any publicity material in community venues and promote involvement in the work of the Area Committee and to take an active role in local community consultations is appreciated.

CENTRAL LOCALITY - COMMUNITY INVOLVEMENT IN AREA COMMITTEES: THE CRITERIA AND PROCESS FOR SELECTION

INTRODUCTION

- Encouraging greater participation in service delivery and decision making was one of the main reasons for establishing Area Committees in 1995.
- The new terms of reference give Area Committees more responsibilities which in turn will have an impact on the involvement of local representatives.

THE CRITERIA FOR SELECTION

- Community or Voluntary organisations that wish to be represented on Area Committees will be properly constituted (i.e. have a constitution/terms of reference, have regular meetings, and operate an Equal Opportunities Policy)
- All community group representatives (except those representing citywide organisations), should live in the area and seek to represent the views of their group(s) or community organisation and not individual viewpoints.
- Community Group representatives will have established networks/systems for passing information to the Area Committee from groups that they represent, citizens that they aim to serve within their area and likewise feedback information from the Area Committee.
- Representatives will be selected each civic year (normally in May). Only one nomination per group will be accepted by the Area Committee at any given time. Any person from the group can attend Area Committee meetings although only the nominated community representative will be allowed to speak. If the community representative is unable to attend a meeting, the group can nominate an individual to speak on behalf of the community representative for the group.
- Any member of the public may have the right to attend Area Committee meetings as an observer.

POWERS OF COMMUNITY GROUP REPRESENTATIVES

- Community Group Representatives are entitled to speak on all items discussed at Area Committee meetings and can 'influence' the decisions (but cannot vote on any matter) being made by the area committee.
- Community Group representatives will be entitled to claim expenses for travelling and care costs related to attending Area Committee meetings.
- Community Group representatives will be able to submit items for inclusion on the Area Committee agenda at least three weeks before the meeting or in advance of the meeting with the agreement of the Chair.
- Community Group representatives will be entitled to attend specific events and training across the city in order to carry out their role and responsibilities in relation to Area Committee/Working.
- Community Group Representatives can make formal presentations at Area Committee meetings on community projects/initiatives with the prior agreement of the Chair.

POWERS OF COUNCILLORS IN RELATION TO COMMUNITY INVOLVEMENT IN AREA COMMITTEES

- Only Councillors can vote on all matters in respect of the Area Committee
- If a representative fails to attend committee meetings consistently without good reason, the Area Committee may approach their organisation for a replacement.
- If a representative is deemed to persistently not abide by the corporate policies of Nottingham City Council, (e.g. Health & Safety, Equality and Diversity), he/she will be required to resign their position as local community group representative on the Area Committee
- Councillors may choose to invite representatives from other organisations outside their geographical area in order to widen participation from under-represented groups.
- Councillors will allocate a small 'rolling budget' for reimbursement of Community Group Representatives' expenses.
- If Community Representatives find it beneficial and have made a request, Councillors will provide community group representatives with an opportunity to meet together with the Locality Team prior to each Area Committee meeting, to discuss the agenda or other items of concern.

THE PROCESS

- Each year Councillors must determine the number of Community Representatives that they wish to represent the community. This may be based on a set number of places per ward or according to specific interests and issues in the area. Representation should take account of the population make up of the area. Where under-representation exists, city wide groups may be approached for representation.
- Once per year (normally in March) the Locality Team will send out nomination forms by post, (together with an Area Committee information pack), to all community organisations in the area, inviting them to nominate a representative from their organisation to be involved in Area Committee meetings
- Locality Managers will assess completed nomination forms to ensure that the selection criteria are met and will produce a report for Area Committee detailing nominations received.
- Councillors will decide which of the nominations should be selected for community group representation at Area Committee meetings, taking into account the population make up of the area or specific issues/interests in the area.
- Those community group organisations selected will be notified in writing of the offer by the Locality team. Details of future dates of committee meetings will be sent out at the same time.
- A review will take place each civic year (by Councillors – advised by officers) to determine what groups are the most appropriate to be represented on the area committee
- Where nominations are not accepted, a letter explaining why will be signed by the Chair and sent to the organisation, together with details of other options for involvement in area working.
- Where groups are dissatisfied with the decision, they have the right to appeal to the Area Committee within four months.
- Councillors will then enlist the assistance of other Councillors of the city (Area Chairs Panel), to review the decision and any decision made thereafter, will be final.

Appendix 2

<u>Organisation</u>	<u>Name</u>
St Pauls and Pleasant Row TRA	Rosie Jarrett
Nottingham Action Group (NAG)	Maya Fletcher
Radford and Leen Residents Group	Ursula Dove
Addison Street TRA	Carol Laverick
All Souls Church and Community Centre	Mark Gilmore
Muslims Women's Group	To be confirmed
BELONG	John Aghoghogbe
Nottingham City Homes (Area 4 tenants representative)	David Lockwood
Bridlington, Oldknow and Birkin Avenue (BOBS) TRA	Jane Hartley
The Lenton Centre	Zenn Athar
Lenton Local History Society	To be confirmed
Nottingham Sports Group	Abdoulie Jah
Holy Trinity Lenton	To be confirmed

**ARBORETUM, DUNKIRK AND LENTON, RADFORD AND PARK AREA COMMITTEE –
23 SEPTEMBER 2015**

Title of paper:	Appointments to Outside Bodies	
Director(s)/ Corporate Director(s):	Glen O’Connell, Corporate Director for Resilience	Wards affected: Arboretum, Dunkirk and Lenton, and Radford and Park
Report author(s) and contact details:	Nancy Barnard, Governance Manager nancy.barnard@nottinghamcity.gov.uk , 0115 876 4312	
Other colleagues who have provided input:	N/A	
Date of consultation with Portfolio Holder(s) (if relevant)	N/A	
Relevant Council Plan Strategic Priority:		
Cutting unemployment by a quarter		<input type="checkbox"/>
Cut crime and anti-social behaviour		<input type="checkbox"/>
Ensure more school leavers get a job, training or further education than any other City		<input type="checkbox"/>
Your neighbourhood as clean as the City Centre		<input type="checkbox"/>
Help keep your energy bills down		<input type="checkbox"/>
Good access to public transport		<input type="checkbox"/>
Nottingham has a good mix of housing		<input type="checkbox"/>
Nottingham is a good place to do business, invest and create jobs		<input type="checkbox"/>
Nottingham offers a wide range of leisure activities, parks and sporting events		<input type="checkbox"/>
Support early intervention activities		<input type="checkbox"/>
Deliver effective, value for money services to our citizens		<input checked="" type="checkbox"/>
Summary of issues (including benefits to citizens/service users):		
Executive Board has delegated responsibility for appointments to locality based outside bodies to the relevant Area Committees. This report asks the committee to confirm appointments to outside bodies relevant to its area and to agree any additional local bodies to be added to the register of outside bodies.		
Outside bodies to which Area Committee appoint are influential locally in respect of the community as a whole or in respect of certain sectors of the community. By making appointments, the Council ensures that the needs of its customers/service users are represented.		
Recommendation(s):		
1	Agree the appointments to outside bodies listed in the table in Appendix A.	

1. REASONS FOR RECOMMENDATIONS

To ensure that appointments to outside bodies are updated to reflect changes in Council membership following the local elections, and that the bodies to which the Council makes appointments remain relevant to its business.

2. BACKGROUND (INCLUDING OUTCOMES OF CONSULTATION)

At its meeting on 16 June, Executive Board reviewed the register of Outside Bodies to which the Council makes appointments. Board agreed to delegate responsibility for making appointments to locality based outside bodies, together with responsibility for adding to or deleting relevant organisations from the register during the current Council term to the relevant Area Committee.

This report invites the Committee to agree the appointments to outside bodies relevant to this area following consultation with the Chair of the Area Committee and an opposition group representative where relevant. The proposed appointments are listed in Appendix A. Area Committees were also authorised to agree the addition of relevant outside bodies to the register. No additional bodies have been identified for this area at this time.

3. OTHER OPTIONS CONSIDERED IN MAKING RECOMMENDATIONS

Not to make appointments to outside bodies – this would leave the Council without representation on a number of locally relevant organisations.

4. FINANCE COMMENTS (INCLUDING IMPLICATIONS AND VALUE FOR MONEY/VAT)

N/A

5. LEGAL AND PROCUREMENT COMMENTS (INCLUDING RISK MANAGEMENT ISSUES, AND LEGAL, CRIME AND DISORDER ACT AND PROCUREMENT IMPLICATIONS)

N/A

6. EQUALITY IMPACT ASSESSMENT

Has the equality impact been assessed?

Not needed (report does not contain proposals or financial decisions)

No

Yes – Equality Impact Assessment attached

Due regard should be given to the equality implications identified in the EIA.

7. LIST OF BACKGROUND PAPERS OTHER THAN PUBLISHED WORKS OR THOSE DISCLOSING CONFIDENTIAL OR EXEMPT INFORMATION

None

8. PUBLISHED DOCUMENTS REFERRED TO IN COMPILING THIS REPORT

Report to and Minutes of the meeting of Executive Board held on 16 June 2015.

OUTSIDE BODIES APPOINTED BY AREA COMMITTEES**ARBORETUM, DUNKIRK AND LENTON, RADFORD AND PARK AREA COMMITTEE – August 2015**

Outside Body	Function	No. of Reps	Cllr/ Non Cllr	Recommended Appointments	Meetings Frequency	Other Information (including when added to register)
Dunkirk and Old Lenton Community Association Management Cttee	Manage Dunkirk and Old Lenton Community Centre.	1 (Observer)	Cllr	Cllr Trimble	Monthly	Transferred to register in 2015 review
Lenton Centre	Manage the Lenton Centre	1	Cllr	Cllr Piper		Added to Area Committee register by Executive Board 16/06/15

This page is intentionally left blank